


50/60Hz

ILFORD

SERVICE INFORMATION revision A

ILFOLAB MG2950

FLOOR STANDING PROCESSOR FOR
BLACK AND WHITE PRINT MAKING



IL904



CONTENTS

	APPROVED ABBREVIATIONS	3
1	PARTS LIST	4
2	ELECTRICAL	48

APPROVED ABBREVIATIONS

The following is a list of abbreviations used on the parts list and circuit diagrams:

Abbreviation	Word(s) in full
AR	as required
assy	assembly
CT	control, temperature
csk hd	countersunk head
dev	developer
d	diameter
fig	figure
fix	fixer
flex hose	flexible hose
hex head	hexagonal head
id	inside diameter
lh	left hand
LED	light emitting diode
no.	number
od	outside diameter
overflow	overflow
phd	pan head
PCB	printed circuit board
RL	relay
rep	replenishment
rh	right hand
stap	self tapping
sproof	shakeproof
ss	stainless steel
SW	switch
T	teeth
temp	temperature
TB	terminal block

1

PARTS LIST

When ordering spare parts, please quote the correct part number in order that ILFORD Imaging UK Limited can process your order as quickly and efficiently as possible.

Figure	Description	
1.1	Access panels	5
1.2	Body	7
1.3	Feed bridge assembly	9
1.4	Transport drive	11
1.4A	Transport drive - modified chain version	13
1.5	Developer rack	15
1.6	Fix rack	17
1.7	Wash rack	19
1.8	Dryer rack - rollers	21
1.9	Dryer rack - chassis and guides	23
1.10	Dryer rack - heaters	25
1.11	Roll feed unwind assembly	27
1.12	Roll feed rewind assembly	28
1.13	Processing tanks and connections	30
1.14	Processing tanks - electrics	35
1.15	Developer replenishment system	37
1.16	Fix replenishment system and services panel	39
1.17	Electrical compartment	40
1.18	Air circulation	43
1.19	Electrical items	45

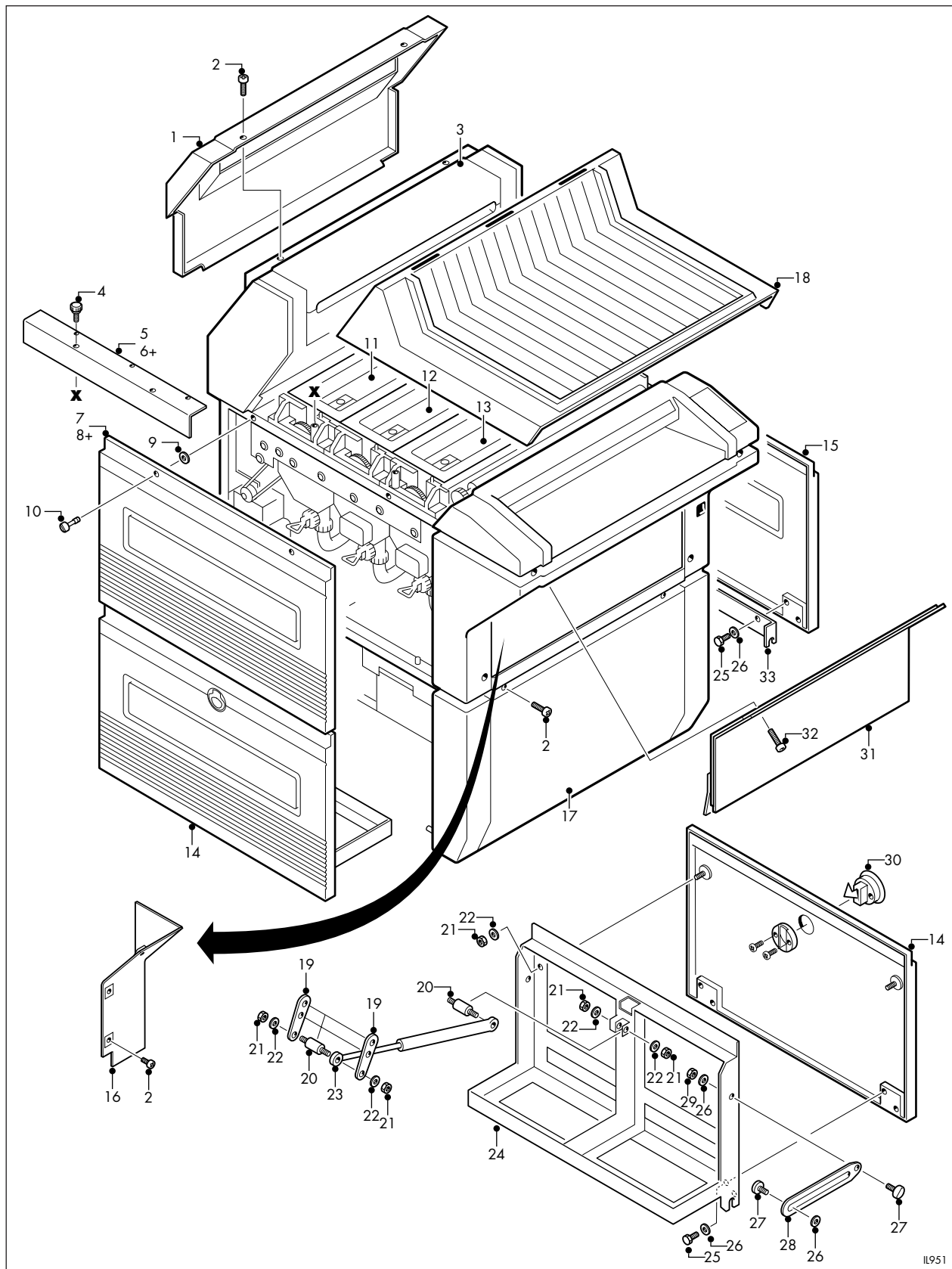


Figure 1.1

Access panels

1.1 Access panels

Ref no. fig 1.1	Part no.	GIN No.	Description	Quantity	Serial no.
1	6194-0-162	1847871	Dryer access panel	1	
2	87992766		Screw, M5x16mm, phd	7	
3	6194-2-163	1847899	Dryer top flap	1	
4	87993600		Thumb screw, M4x10mm	4	
5	6194-3-383		Earth/rack clamp, lh	1	
6+	6194-3-393		Earth/rack clamp, rh	1	
7	6194-0-164	1847972	Side panel, upper, lh	1	
8+	6194-0-150	1847761	Side panel, upper, rh	1	
9	89730725		Washer, nylon, M4	4	
10	6194-4-136		Screw, side panel, M5	4	
11	6194-2-242		Cover, wash tank	1	
12	6194-2-241		Cover, fix tank	1	
13	6194-2-240		Cover, dev tank	1	
14	6194-0-167	1847880	Side panel, lower, lh	1	
15	6194-0-151	1847770	Side panel, lower, rh	1	
16	6194-3-142	1812745	Electrical panel, internal	1	
17	6194-0-156	1847817	Front panel lower	1	
18	6194-0-152	1847789	Top cover	1	
19	6194-4-245		Pivot arm	2	
20	6194-4-244		Pivot pin	4	
21	86204066	1471388	Nut, M4, hex hd, ss	8	
22	89730467		Washer, plain, M4	8	
23	87995614	1812800	Gas spring with oil chamber	1	
24	6194-0-130		Bottle frame	1	
25	87993346		Screw, M5x12mm, hex hd	8	
26	89730468		Washer, plain, M5	14	
27	6194-4-247		Restraining pin	4	
28	6194-3-246		Restraining arm	2	
29	86204067		Nut, M5, hex hd, ss	2	
30	84247102	1812790	Flush pull latch	2	
31	6194-0-157	1847826	Front access panel	1	
32	87993599		Screw, M5x30mm, skt phd	2	
33	6194-3-140		Pivot brace	1	
34+	6194-1-090	1805200	Through wall installation kit	1	

+ not illustrated

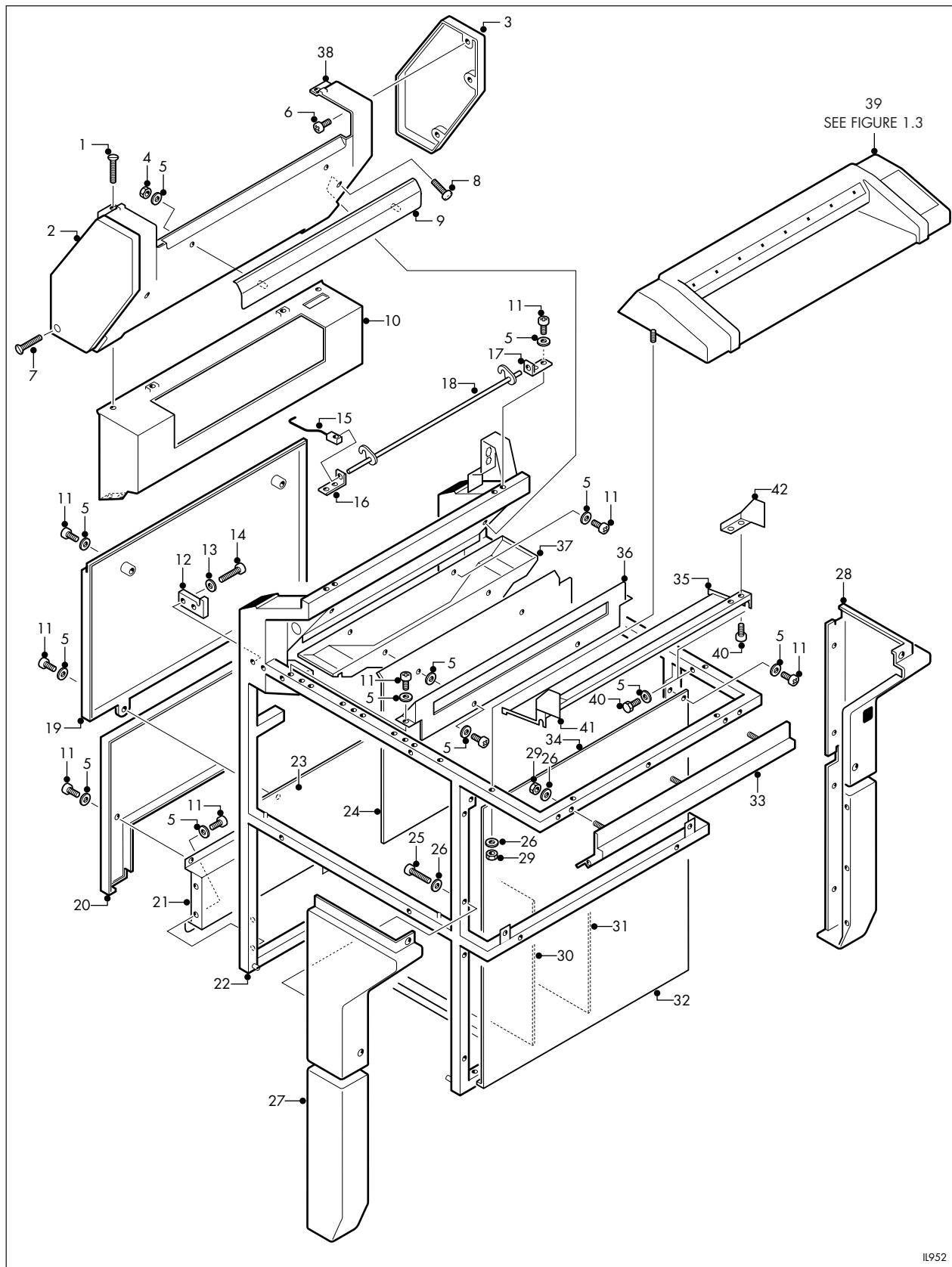
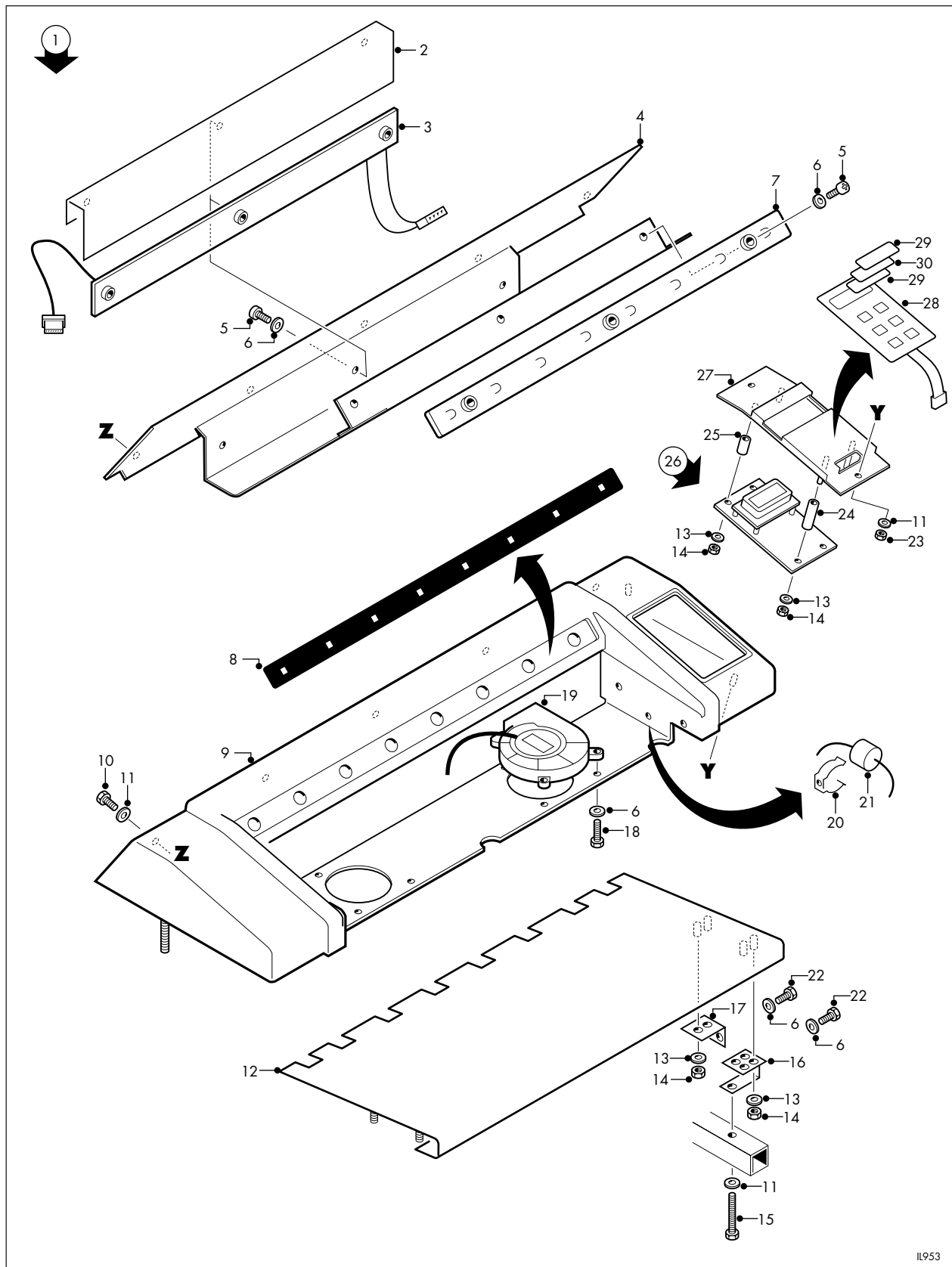


Figure 1.2

Body

1.2 Body

Ref no. fig 1.2	Part no.	GIN No.	Description	Quantity	Serial no.
1	87993042		Screw, M5x20mm, csk hd	2	
2	6194-2-166	1847945	Dryer trim, lh, black	1	
3	6194-2-165	1847936	Dryer trim, rh, black	1	
4	86204066	1471388	Nut, M4, ss	2	
5	89730467	1471498	Washer, plain, M4	12	
6	87990113		Screw, M4x10mm, phd	10	
7	87993003		Screw, M3x25mm, csk hd	2	
8	87992651		Screw, M5x16mm, phd	2	
9	6194-1-148		Dryer exit trim	1	
10	6194-1-407		Dryer heat shield	1	
11	87992637		Screw, M4x12mm, phd	12	
12	6194-4-462		Dryer rack mounting block	2	
13	89730469		Washer, M6, plain	4	
14	87993230		Screw, M6x12mm, skt hd cap	4	
15	6194-3-455		Catch lever	1	
16	6194-4-454		Catch mount, lh	1	
17	6194-4-453		Catch mount, rh	1	
18	6194-1-452		Dryer rack catch	1	
19	6194-0-159	1847844	Rear panel upper	1	
20	6194-0-160	1847853	Rear panel lower	1	
21	6194-1-139		Services support panel	1	
22	6194-0-149		Chassis	1	
23	6194-1-405		Floor plate	1	
24	6194-1-406		Rear wall	1	
25	87989009		Screw, M5x35mm, cheese hd	8	
26	89730468		Washer, M5, plain	25	
27	6194-0-154	1847808	Front corner panel, lh	1	
28	6194-0-153	1847798	Front corner panel, rh	1	
29	86204067		Nut, M5, hex hd, ss	4	
30	6194-1-561		Lower chamber panel lh	1	
31	6194-1-560		Lower chamber panel rh	1	
32	6194-1-408		Front lower wall	1	
33	6194-2-155	1847927	Front panel upper	1	
34	6194-1-411		Electrical compartment mtg panel	1	
35	6194-3-410		Feed board/dev tank bridge plate	1	
36	6194-1-409		Wash exit plate	1	
37	6194-1-402		Exhaust manifold	1	
38	6194-0-161	1847862	Dryer panel front	1	
39	6194-P-012		Feed board, ref Fig 3	1	
40			Screw, M4x10mm, hex hd	6	
41	6194-4-322		Feedboard cheek, lh	1	
42	6194-4-321		Feedboard cheek, rh	1	



IL953

Figure 1.3 Feed bridge assembly

1.3 Feed bridge assembly

Ref no. fig1.3	Part no.	GIN No.	Description	Quantity	Serial no.
1	6194-0-012		Feed arrangement assy	1	
2	6194-1-328		Infra-red board cover	1	
3	6194-2-330	1805585	Infra-red detector board (PCB16)	1	
4	6194-1-325		Detector/LED channel	1	
5	87988990		Screw, M4x10mm, csk hd	6	
6	89730467	1471498	Washer, plain, M4	10	
7	6194-1-327	1805439	LED board (PCB17)	1	
8	6194-2-329		LED window strip	1	
9	6194-0-158	1847835	Feed bridge moulding	1	
10	87993345		Screw, M5x10mm, hex hd	7	
11	89730468		Washer, plain, M5	8	
12	6194-1-320		Feed board	1	
13	89730466		Washer, plain, M3	12	
14	86204065		Nut, M3	12	
15	87993350		Screw, M5x30mm, hex hd	2	
16	6194-4-323		Board/frame bracket	2	
17	6194-4-324		Board/cheek bracket	2	
18	87993334		Screw, M4x16mm, hex hd	6	
19	83419220		Centrifugal fan, 115V	2	
20	81334724		Clip	1	
21	82957903	1812781	Ferrite	1	
22	87993332		Screw, M4x10mm, hex hd	4	
23	86204067		Nut, M5	6	
24	6194-4-333		Spacer, long	2	
25	6194-4-326		Spacer, short	2	
26	6194-3-030	1805622	Keypad display and PCB assy	1	
27	6194-3-334		Keypad mounting bracket	1	
28	6194-3-331	1863718	Keypad	1	
29	6194-4-336	1863707	Display filter	1	
30	6194-4-335	1863693	Display window	2	

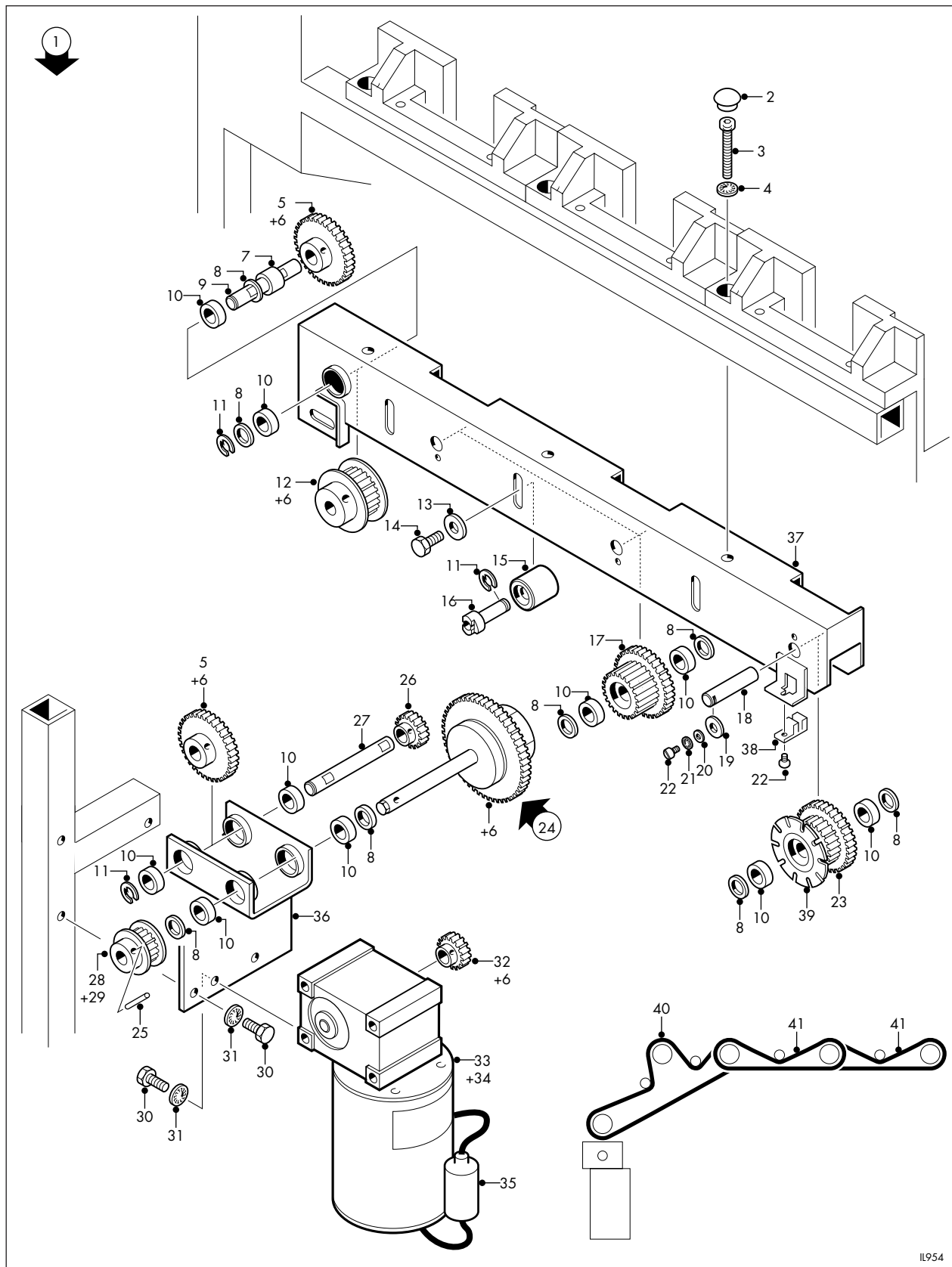


Figure 1.4 Transport drive

1.4 Transport drive

Ref no. fig 1.4	Part no.	GIN No.	Description	Quantity	Serial no.
1	6194-0-010		Drive assy	1	
2	6194-4-234		Screw cap	3	
3	87993236		Screw, M6x40mm, socket hd cap	3	
4	89730603		Washer, M6, sproof	3	
5	6194-4-229	1805714	Gear, 34T	2	
6+	87993154		Screw, M5x8mm, socket hd	7	
7	6194-4-243		Spacer	1	
8	6194-4-258		Thrust washer	18	
9					
10	80709607		Bearing	20	
11	81323006		'E' clip	6	
12*	6194-4-233		Pulley, 22T	1	
13	6194-4-232		Washer	4	
14	87993361		Screw, M5x12mm, hex hd	4	
15	6194-4-224		Belt tensioning roller	4	
16	6194-4-223		Tension roller shaft	4	
17	6194-3-059		Gear/pulley assy	2	
18	6194-4-222		Gear/pulley shaft	3	
19	6194-4-231		Washer	3	
20	89730454	1471489	Washer, M4, plain	5	
21	89730601		Washer, M4, sproof	4	
22	87988987		Screw, M4x5mm, phd	4	
23	6194-3-058		Gear/pulley assy, dev	1	
24	6194-4-027	1863464	Torque limiter, complete	1	
25	87997623		Spring pin, 3d x 25mm	1	
26	6194-4-230	1805741	Gear, 17T	1	
27	6194-4-226		Motor driven shaft secondary	1	
28*	6194-4-227		Pulley, 18T, 50Hz only	1	
29+*	6194-4-239		Pulley, 15T, 60Hz only	1	
30	87993345		Screw, M5x10mm, hex hd	7	
31	89730602		Washer, M5, sproof	4	
32	6194-4-237	1863482	Gear, 13T	1	
33	6194-3-575	1805521	Motor, 220/240V, 50Hz	1	
34+	6194-3-576	1806007	Motor, 220V, 60Hz	1	
35	81334956		Capacitor	1	
36	6194-3-221		Motor mounting bracket	1	
37	6194-1-220		Drive channel	1	
38	6194-3-548	1863473	Drive encoder sensor	1	
39	6194-4-257	1863491	Encoder, 10 slots	1	
40*	80711604		Timing belt, motor/rack	1	
41	80711603	1805806	Timing belt, rack/rack	2	

+ not illustrated

*Discontinued, replaced by Chain Drive Mod Kits - 6194-4-097 and 6194-4-094 (see following page 14)

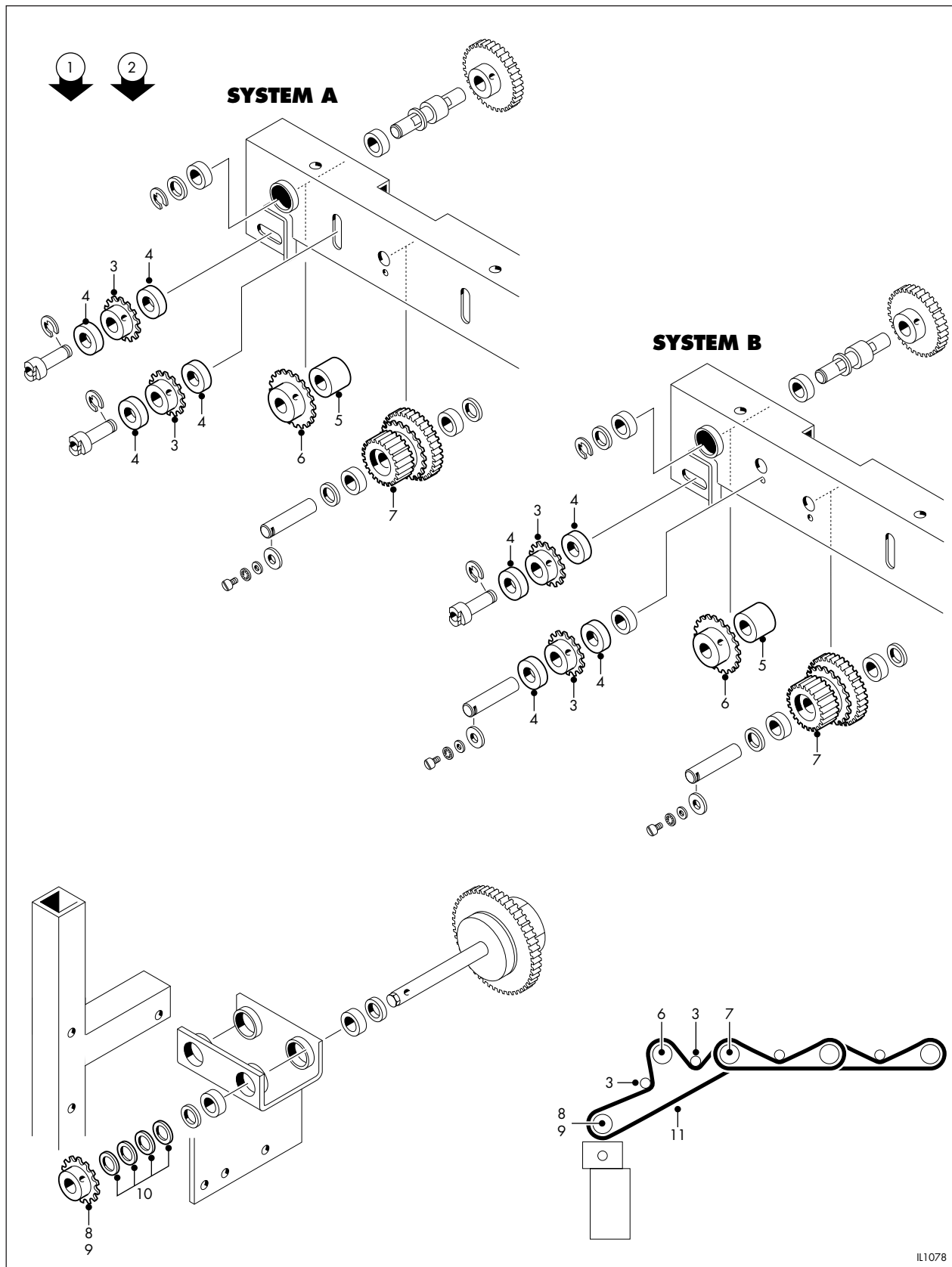


Figure 1.4A

Transport drive - modified chain version

1.4A Transport drive - modified chain version

Ref no. fig 1.4	Part no.	GIN No.	Description	Quantity	Serial no.
1	6194-4-097	1848577	Chain drive mod kit, complete, 50Hz comprises items 3,4,5,6,7,8,10,11.	1	
2	6194-4-094	1849631	Chain drive mod kit, complete, 60Hz comprises items 3,4,5,6,7,9,10,11.	1	
3	6194-4-094		Sprocket and bush, 14T	2	
4	6194-4-584		Spacer, 6.5	4	
5	6194-4-599		Spacer, 15	1	
6	6194-4-583		Sprocket, 15T	1	
7	6194-4-580		Sprocket, gear, pulley assy	1	
8	6194-4-582		Sprocket, 17T, 50Hz	1	
9	6194-4-595		Sprocket, 14T, 60Hz	1	
10	6194-4-594		Washer, shim	4	
11	6194-4-585		Chain, including link	1	

Note

See figure 1.4 for items not shown here.



Installation of modification kits vary. Two types of drive channel (6194-1-226), **SYSTEM A** or **B**, are fitted to current processors. See modification note 6194-4-596 (50Hz) and 6194-4-590 (60Hz) for complete fitting instructions.

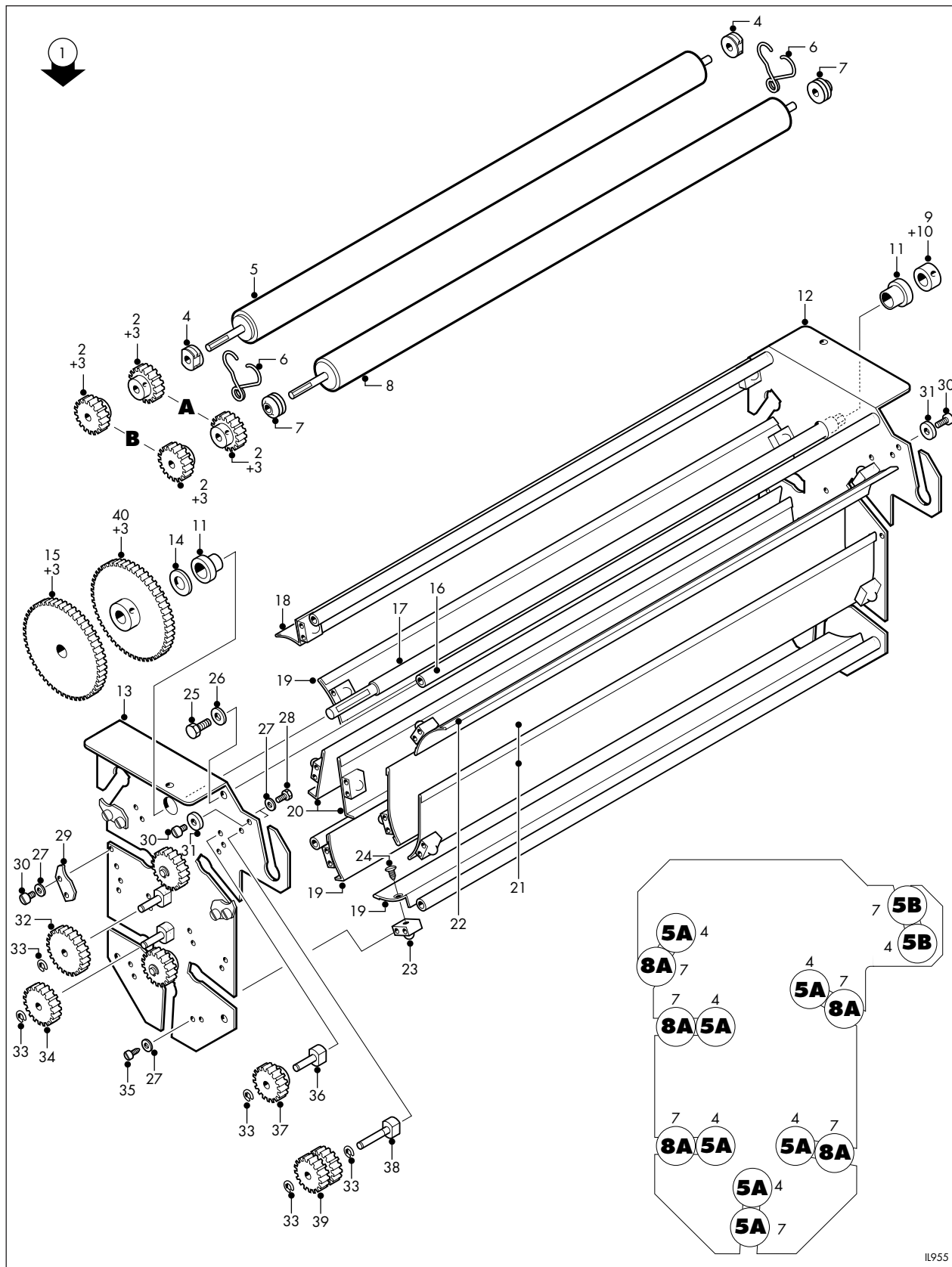


Figure 1.5 Developer rack

1.5 Developer rack

Ref no. fig 1.5	Part no.	GIN No.	Description	Quantity	Serial no.
1	6194-0-002	1863510	Dev rack, complete	1	
2	10.400002	1444667	Gear, 17T	14	
3+	87992097		Socket set screw, M5x8mm	16	
4	6194-3-120	1805925	Bush, 6mm, fixed	14	
5	6194-3-109	1832783	Roller, rubber	9	
6	6194-3-122	1805411	Spring, scorpion	14	
7	6194-4-119	1805943	Bush 6mm floating	14	
8	6194-3-110	1805677	Roller, PVC	5	
9	6194-4-123		Collar	1	
10+	87992096		Socket set screw, M5x6mm	1	
11	6194-4-121		Bush, 14mm drive	2	
12	6194-2-100		Dev rack, side plate, rh	1	
13	6194-2-101		Dev rack, side plate, lh	1	
14	89730471		Washer, plain, M10	1	
15	6194-4-118	1805686	Gear, 51T, Tufnol	1	
16	6194-3-102		Tie rod	4	
17	6194-4-108		Drive shaft	1	
18	6194-3-107	1832774	Guide, cross over	1	
19	6194-3-105	1832756	Guide A	3	
20	6194-3-106	1832765	Guide, straight	2	
21	6194-3-104	1832747	Guide, R50	2	
22	6194-3-103	1832738	Guide, R50, entry	1	
23	6171-4-118	1555262	Guide, mounting block	18	
24	87991673	1571833	Screw, No8x3/8inch, stap, csk hd	18	
25	87993361		Screw, M6x12mm, hex hd	8	
26	89730469		Washer, plain, M6	8	
27	89730467	1471798	Washer, plain, M4	42	
28	87993331		Screw, M4x8mm, hex hd	6	
29	6194-4-127		Roller retaining plate	6	
30	87990110		Screw, M4x5mm, phd	14	
31	6194-4-141		Washer, 3mm thick	2	
32	6194-4-488	1806319	Idler gear, 23T	1	
33	81323006	1832893	Circlip, E clip	7	
34	6194-4-486	1806290	Idler gear, 19T	2	
35	87991688	1571844	Screw, No.8x3/8inch, stap, phd	36	
36	6194-4-112		Idler spigot	5	
37	6194-4-484	1806272	Idler gear, 17T	2	
38	6194-4-111		Double idler spigot	1	
39	6194-4-113	1805787	Idler gear, 17T, twin	1	
40	10.400006	1444676	Gear, 51T, Moplen	1	

+ not illustrated

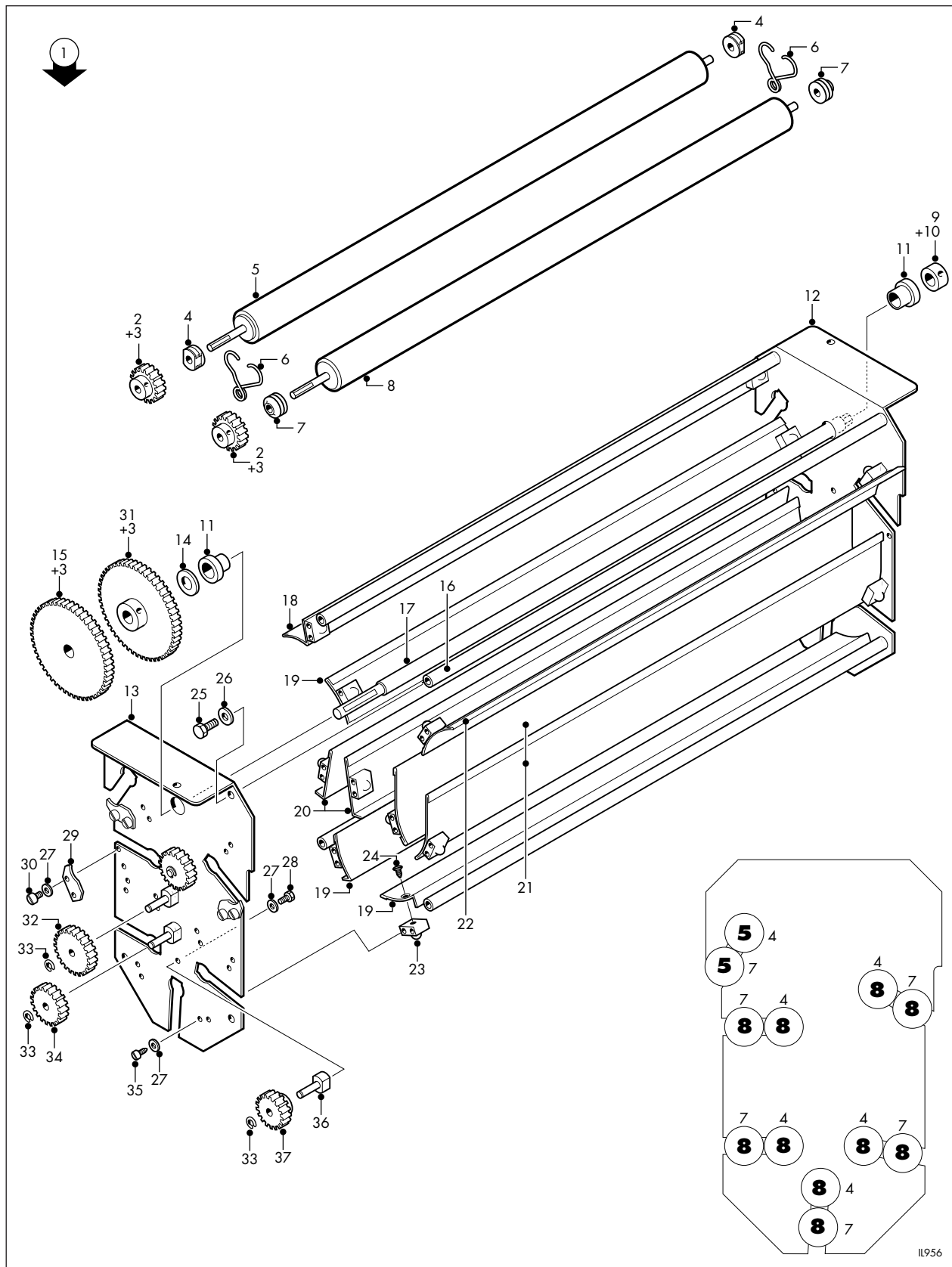


Figure 1.6

Fix rack

1.6 Fix rack

Ref no. fig 1.6	Part no.	GIN No.	Description	Quantity	Serial no.
1	6194-0-003	1863529	Fix rack, complete	1	
2	10.400002	1444667	Gear, 17T,	12	
3+	87992097		Socket set screw, M5x8mm	14	
4	6194-3-120	1805925	Bush, 6mm fixed,	12	
5	6194-3-109	1832783	Roller, rubber	2	
6	6194-3-122	1805411	Spring, scorpion	12	
7	6194-4-119	1805943	Bush, 6mm floating,	12	
8	6194-3-110	1805677	Roller, PVC	10	
9	6194-4-123		Collar	1	
10+	87992096		Socket set screw, M5x6mm	1	
11	6194-4-121		Bush, 14mm drive	2	
12	6194-2-125		Side plate, rh	1	
13	6194-2-126		Side plate, lh	1	
14	89730471		Washer, M10, plain	1	
15	6194-4-118	1805686	Gear, 51T, Tufnol	1	
16	6194-3-102		Tie rod	4	
17	6194-4-108		Drive shaft	1	
18	6194-3-107	1832774	Guide, crossover	1	
19	6194-3-105	1832756	Guide A	3	
20	6194-3-106	1832765	Guide, straight	2	
21	6194-3-104	1832747	Guide, R50	2	
22	6194-3-103	1832738	Guide, R50, entry	1	
23	6171-4-118	1555262	Guide mounting block	18	
25	87993361		Screw, M6x12mm, hex hd	8	
26	89730469		Washer, M6, plain	8	
27	89730467	1471498	Washer, M4, plain	42	
28	87993331		Screw, M4x8mm, hex hd	4	
29	6194-4-127		Roller retaining plate	6	
29	87991673	1571833	Screw, No.8x3/8inch, stap, csk hd	18	
30	87990110		Screw, M4x5mm, phd	12	
31	10.400006	1444676	Gear, 51T, Moplen	1	
32	6194-4-488	1806319	Idler Gear, 23T,	1	
33	81323006	1832893	Circlip, E clip	4	
34	6194-4-486	1806290	Idler gear, 19T,	2	
35	87991688	1571844	Screw, No.8x3/8inch stap, phd	36	
36	6194-4-112		Idler spigot	4	
37	6194-4-484	1806272	Idler gear, 17T,	1	

+ not illustrated

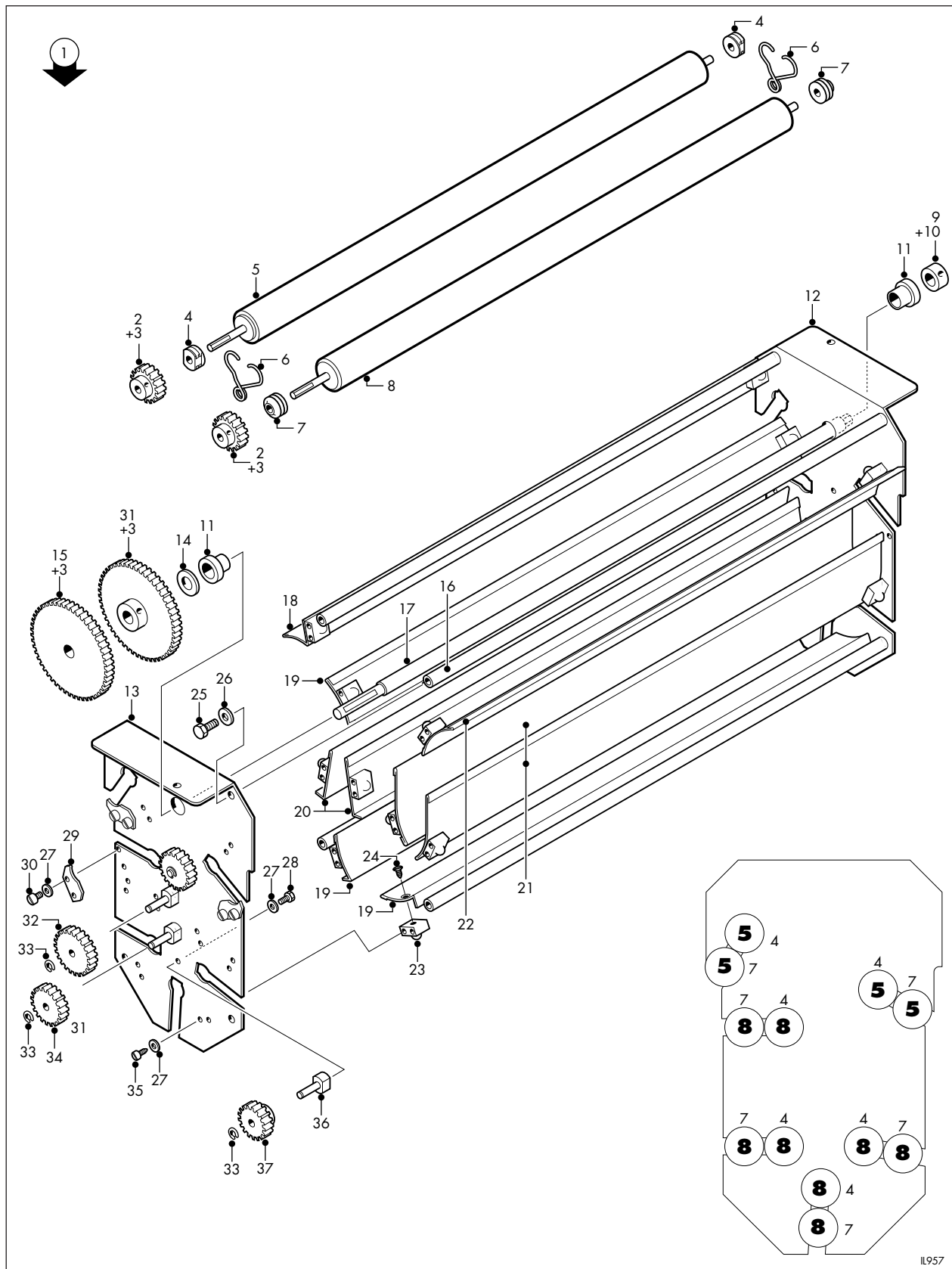


Figure 1.7

Wash rack

1.7 Wash rack

Ref no. fig 1.7	Part no.	GIN No.	Description	Quantity	Serial no.
1	6194-0-004		Wash rack, complete	1	
2	6194-4-117	1806254	Gear, 17T	12	
3+	87992097		Socket set screw, M5x8mm	14	
4	6194-3-479	1805934	Bush, 6mm fixed,	12	
5	6194-3-109	1832783	Roller, rubber	4	
6	6194-3-122	1805411	Spring, scorpion	12	
7	6194-4-480	1805952	Bush, 6mm, floating	12	
8	6194-3-110	1805677	Roller, PVC	8	
9	6194-4-123		Collar	1	
10+	87992096		Socket set screw, M5x6mm	1	
11	6194-4-121		Bush, 14mm, drive	2	
12	6194-2-125		Side plate, rh	1	
13	6194-2-126		Side plate, lh	1	
14	89730471		Washer, M10	1	
15	6194-4-118	1805686	Gear, 51T, Tufnol	1	
16	6194-3-102		Tie rod	4	
17	6194-4-108		Drive shaft	1	
18	6194-3-107	1832774	Guide, crossover	1	
19	6194-3-105	1832756	Guide A	3	
20	6194-3-106	1832765	Guide, straight	2	
21	6194-3-104	1832747	Guide R50	2	
22	6194-3-103	1832738	Guide, R50, entry	1	
23	6171-4-118	1555262	Guide mounting block	18	
24	87991673	1571833	Screw, No.8x3/8inch, stap, csk hd	18	
25	87993361		Screw, M6x12mm, hex hd	8	
26	89730469		Washer, M6	8	
27	89730467	1471498	Washer, M4	13	
28	87993331		Screw, M4x8mm, hex hd	4	
29	6194-4-127		Roller retaining plate	6	
30	87990110		Screw, M4x5mm, phd	12	
31	10.400014	1497458	Gear, 51T, Delrin	1	
32	6194-4-116	1806245	Idler gear, 23T	1	
33	81323006	1832893	Circlip, E clip	4	
34	6194-4-115	1805778	Idler gear, 19T, Delrin	2	
35	87991688	1571844	Screw, No.8x3/8inch, stap, phd	36	
36	6194-4-112		Idler spigot	4	
37	6194-4-114	1806236	Idler gear, 17T, Delrin	1	

+ not illustrated

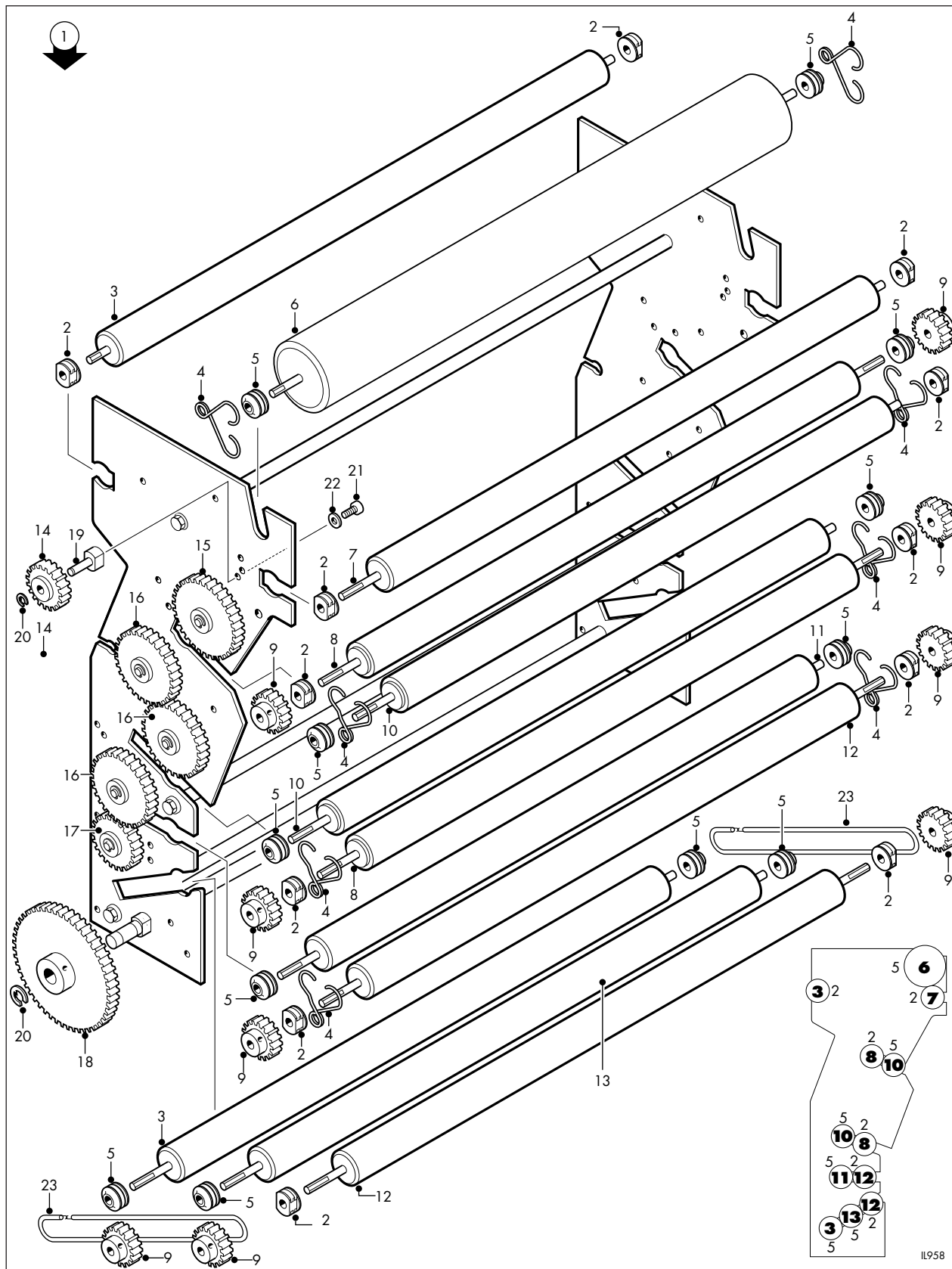


Figure 1.8 Dryer rack - rollers

1.8 Dryer rack - rollers

Ref no. fig1.8	Part no.	GIN No.	Description	Quantity	Serial no.
1	6194-1-008		Dryer rack, complete	1	
2	6194-3-479	1805934	Bush, 6mm, fixed	12	
3	6194-3-466	1832820	Roller, rubber, idler	2	
4	6194-3-122	1805411	Spring, scorpion	8	
5	6194-4-480	1805952	Bush, 6mm, floating	12	
6	6194-3-437	1805961	Roller, 45mm d	1	
7	6194-3-465	1832819	Roller, rubber, oversize single drive	1	
8	6194-3-442	1805769	Roller, silicone, double drive	2	
9	6194-4-467	1805723	Gear, 17T, Tufnol	13	
10	6194-3-441	1805695	Roller, silicone, single drive	2	
11	6194-3-461	1805970	Roller, sponge, single drive	1	
12	6194-3-464	1832808	Roller, rubber, double drive	2	
13	6194-3-463	1832792	Roller, rubber, single drive	1	
14	6194-4-485	1806281	Gear, 19T, idler, Tufnol	1	
15	6194-3-448	1805640	Gear, 34T, idler, Tufnol	1	
16	6194-3-447	1805732	Gear, 30T, idler, Tufnol	3	
17	6194-4-487	1806300	Gear, 23T, idler, Tufnol	1	
18	6194-3-446	1805851	Gear, 51T, idler, Tufnol	1	
19	6194-4-112		Idler spigot	6	
20	81323006	1832893	Circlip, E clip	7	
21	87988990		Screw, M4x10mm, phd	6	
22	89730467		Washer, plain, M4	6	
23	6194-4-570	1864041	Roller spring, coil	2	

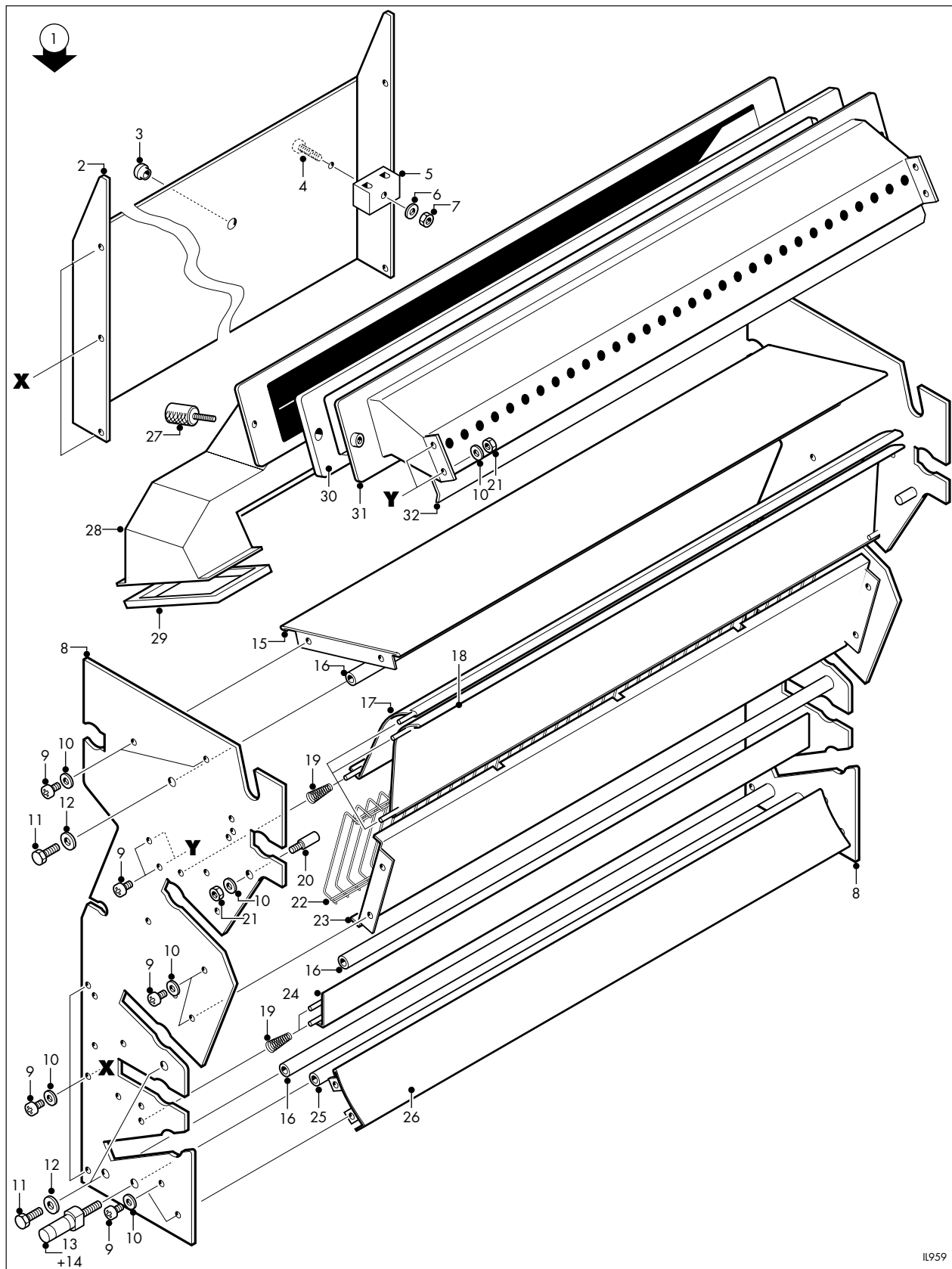


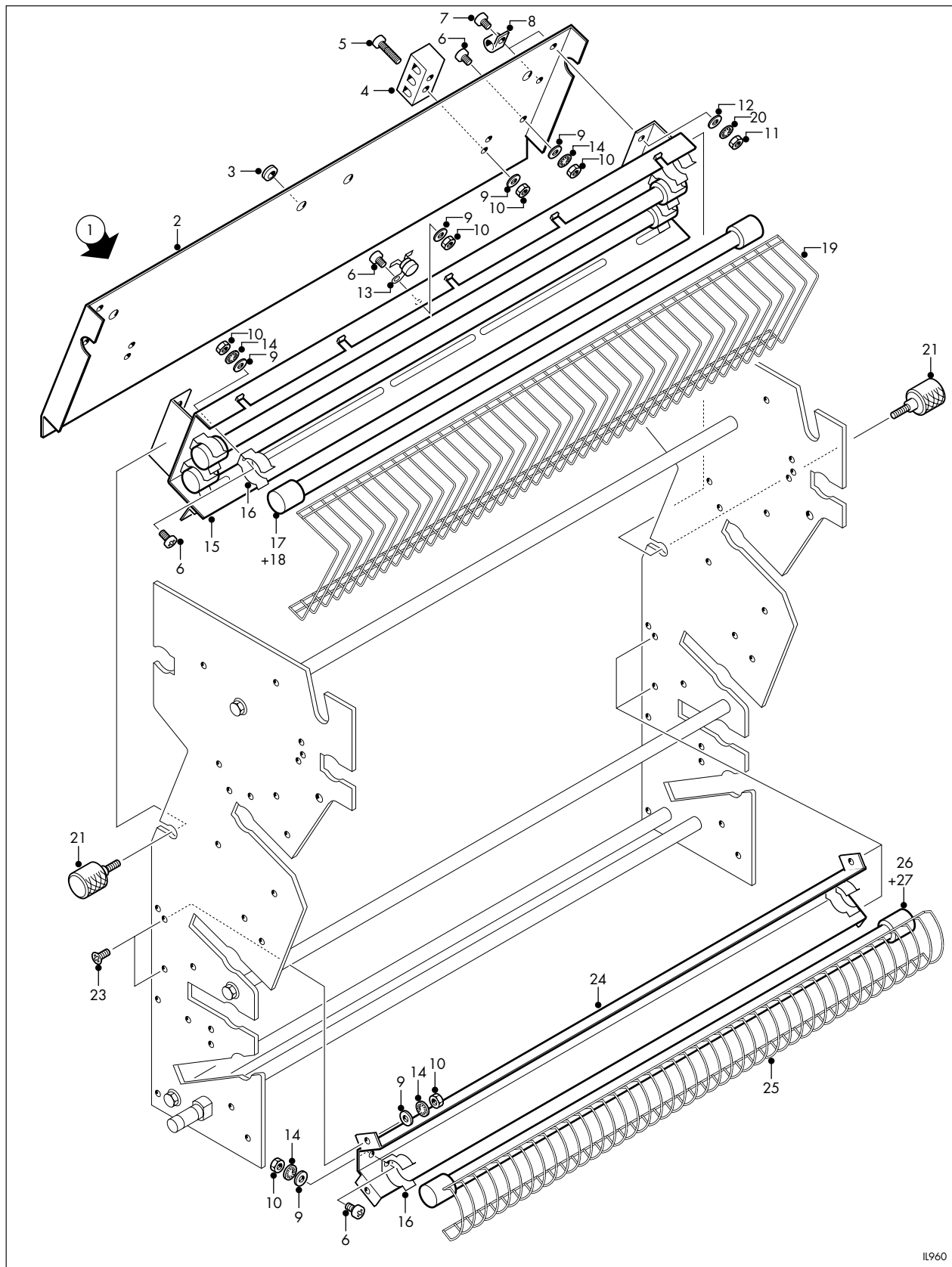
Figure 1.9

Dryer rack - chassis and guides

1.9 Dryer rack - chassis and guides

Ref no. fig 1.9	Part no.	GIN No.	Description	Quantity	Serial no.
1	6194-1-008		Dryer rack, complete	1	
2	6194-1-422		Rear plate, lower	1	
3	81334758		Cable bush	3	
4	87988966		Screw, M3x20mm, phd	1	
5	89012100		Terminal block, 2 way	1	
6	89730466		Washer, plain, M3	4	
7	86204065		Nut, M3, hex hd	1	
8	6194-2-420		Dryer rack plate	2	
9	87988987		Screw, M4x5mm, phd	14	
10	89730467	1471498	Washer, plain, M4	20	
11	87993362		Screw, M6x16mm, hex hd	6	
12	89730469		Washer, plain, M6	6	
13	6194-4-456		Mounting pin, lh	1	
14+	6194-4-457		Mounting pin, rh	1	
15	6194-3-432		Cross over guide	1	
16	6194-3-451		Tie bar	3	
17	6194-3-431		Guide, 29	1	
18	6194-3-430		Guide, 39	1	
19	6194-4-450		Coil spring	6	
20	6194-4-458		Catch pin	2	
21	86204066	1471388	Nut, M4	6	
22	6194-3-425	1812763	Heater guide base	1	
23	6194-3-426		Heater guide mount	1	
24	6194-3-418		Guide, straight, 20mm		
25	6194-3-419		Tie bar, 10mm d	1	
26	6194-3-421		Dryer entry guide	1	
27	6194-4-439		Thumb screw	2	
28	6194-1-471		Nozzle, intermediate	1	
29	6194-4-472		Nozzle gasket	2	
30	6194-3-474		Nozzle gasket, mouth	1	
31	6194-2-470		Nozzle mouth	1	
32	6194-3-435		Air deflector	1	

+ not illustrated



11960

Figure 1.10

Dryer rack - heaters

1.10 Dryer rack - heaters

Ref no. fig 1.10	Part no.	GIN No.	Description	Quantity	Serial no.
1	6194-P-018		Heater assy, complete	1	
2	6194-1-423		Dryer rack rear plate, upper	1	
3	81334758		Cable bush	4	
4	89012101		Terminal block, 3 way	2	
5	87988966		Screw, M3x20mm, phd	4	
6	87988961		Screw, M3x6mm, phd	9	
7	87988987		Screw, M4x5mm, phd	4	
8	81334725		'P' clip	1	
9	89730466		Washer, M3, plain	4	
10	86204065		Nut, M3	16	
11	86204066	1471388	Nut, M4	4	
12	89730467	1471498	Washer, M4, plain	4	
13	89014412	1805796	Thermal cutout	1	
14	89730575	1473377	Washer, M3, sproof	12	
15	6194-1-427		Reflector	1	
16	81334757		Tool clip	8	
17	6194-3-477	1805457	Dryer heater, 240V 1300W	3	
18+	6194-3-478	1805989	Dryer heater, 220V 1300W	3	
19	6194-3-424	1812754	Heater guide face	1	
20	89730601	1473377	Washer, M4, sproof	4	
21	6194-4-438		Heater locating screw	2	
22+	6194-2-019		Heater harness	1	
23	87990650		Screw, M3x6mm csk hd	4	
24	6194-3-459		Pre heat reflector	1	
25	6194-3-460		Pre heat guard	1	
26	6194-3-468	1805448	Dryer heater 240V 600W	1	
27+	6194-3-469	1805998	Dryer heater 220V 600W	1	
28+	6194-3-029		Pre heater harness	1	

+ not illustrated

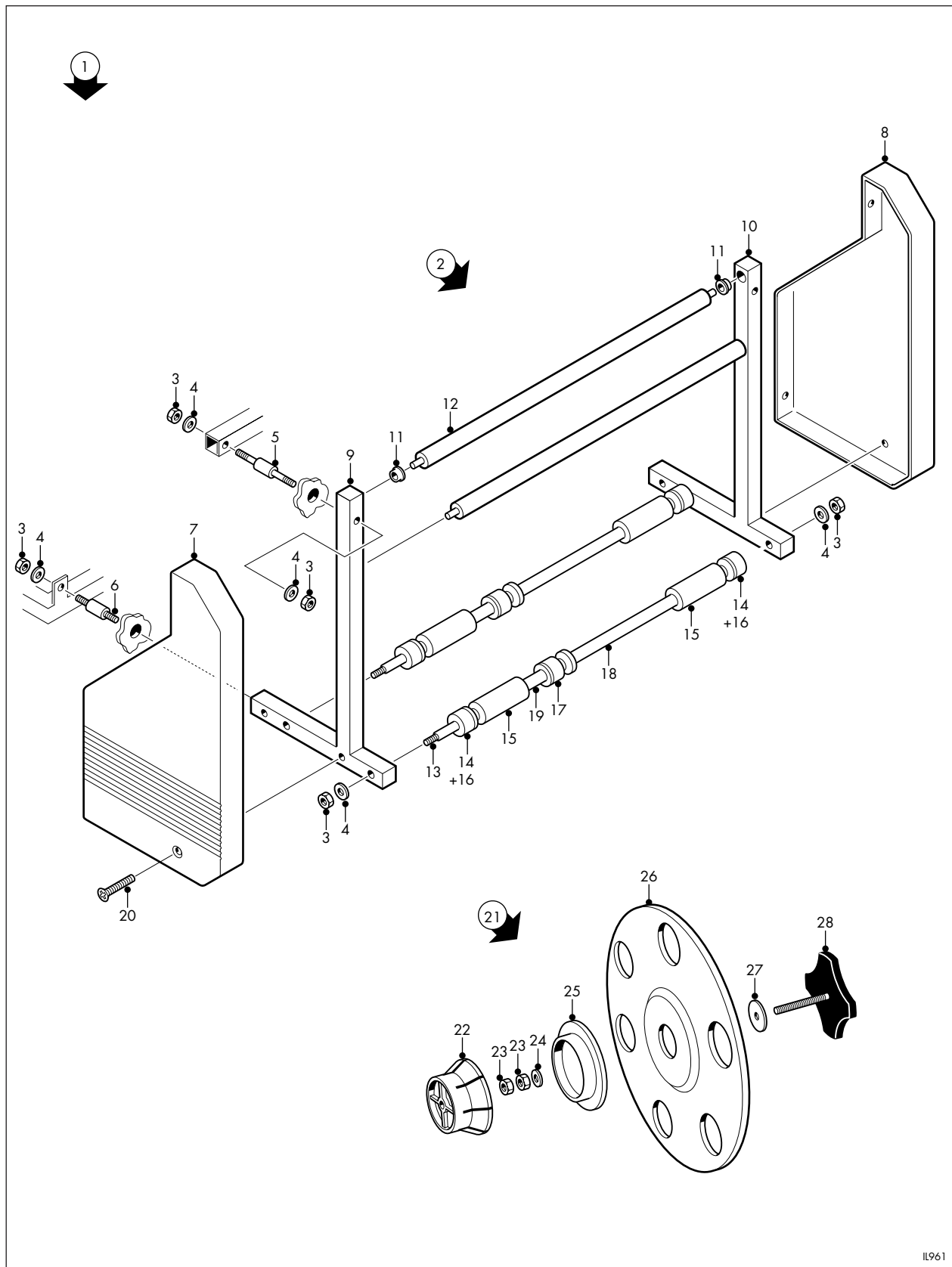


Figure 1.11

Roll feed unwind assembly

1.11 Roll feed unwind assembly					
Ref no. fig 1.11	Part no.	GIN No.	Description	Quantity	Serial no.
1	6194-0-049		Roll feed assy, complete	1	
2	6194-0-051		Roll feed unwind assy	1	
3	86204069		Nut, M6 hex hd	10	
4	89730470		Washer, plain, M8	10	
5	6194-4-201		Mounting stud, upper, M8	2	
6	6194-4-202		Mounting stud, lower, M8	2	
7	6194-0-177	1812727	Unwind side panel, lh	1	
8	6194-0-176	1812736	Unwind side panel, rh	1	
9	6194-1-200		Unwind support arm, lh	1	
10	6194-1-199		Unwind support arm, rh	1	
11	80709606	1862328	Bearing, DB shield	4	
12	6194-3-210		Idler roller	2	
13	6194-4-203		Support shaft	2	
14	6194-4-204		Sleeve 24mm	4	
15	6194-4-205		Spool sleeve 105.5mm	4	
16+	6194-4-208		Spacer 24mm	4	
17	6194-4-206		Spool sleeve 45mm	2	
18	6194-4-207		Spacer 236mm	2	
19	6194-4-209		Spacer 45.5mm	2	
20	87993042		Screw, M5x20mm, csk hd	2	
21	6194-P-052	1736102	Feed spool assy	4	
22	6194-3-184		Expanding core centre	1	
23	86204068		Nut, M6, hex hd	2	
24	89730469		Washer, plain, M6	1	
25	6194-3-183		Expanding core boss	1	
26	6194-1-180		Spool side plate	1	
27	89730722		Washer, nylon, 1/4x3/4x0.010	1	
28	6194-4-182		Locking handwheel, black	1	

+ not illustrated

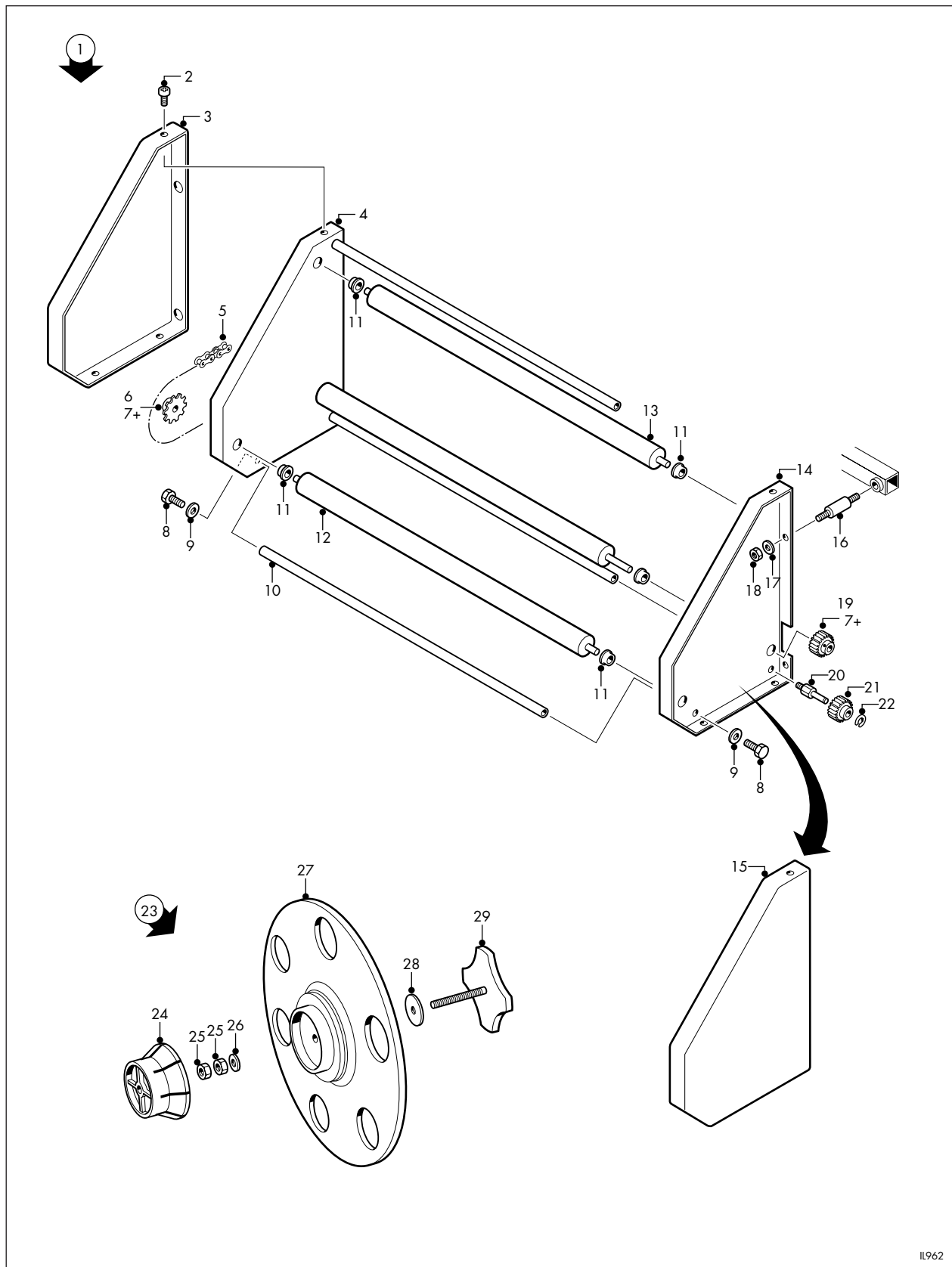


Figure 1.12

Roll feed rewind assembly

1.12 Roll feed rewind assembly

Ref no. fig 1.12	Part no.	GIN No.	Description	Quantity	Serial no.
1	6194-0-050		Roll feed rewind assy	1	
2	87992635		Screw, M4x8mm, phd	6	
3	6194-1-173	1847909	Rewind side panel,rh	1	
4	6194-1-187		Side plate, rh	1	
5	6194-4-196		Chain and connector link	1	
6	6194-4-195		Sprocket, 13T	2	
7+	87992021		Set screw, M5x6mm	2	
8	87993361		Screw, M6x12mm, hex hd	5	
9	89730469		Washer, plain, M6	4	
10	6194-4-189		Tie bar	3	
11	80709606	1862328	Bearing, db shield 10id 22od	6	
12	6194-3-190		Rewind roller, 32d	2	
13	6194-3-191		Rewind idler roller	1	
14	6194-1-188		Side plate, lh	1	
15	6194-1-174	1847918	Rewind side panel, lh	1	
16	6194-4-197		Mounting stud, M6	4	
17	89730513		Washer, spring, M6	4	
18	86204068		Nut, M6, hex hd ss	4	
19	6194-4-194		Gear, 17T	1	
20	6194-4-192		Idler gear spigot	1	
21	6194-4-193		Idler gear, 19T	1	
22	81322521		Circlip 6mm d shaft	1	
23	6194-2-053	1736111	Take up spool assy	4	
24	6194-3-184		Expanding core centre	1	
25	86204068		Nut, M6, hex hd ss	2	
26	89730469		Washer, plain, M6	1	
27	6194-P-054		Take up spool plate assy	1	
28	89730722		Washer, nylon, 1/4x3/4x0.010	1	
29	6194-4-181		Locking handwheel, white	1	

+ not illustrated

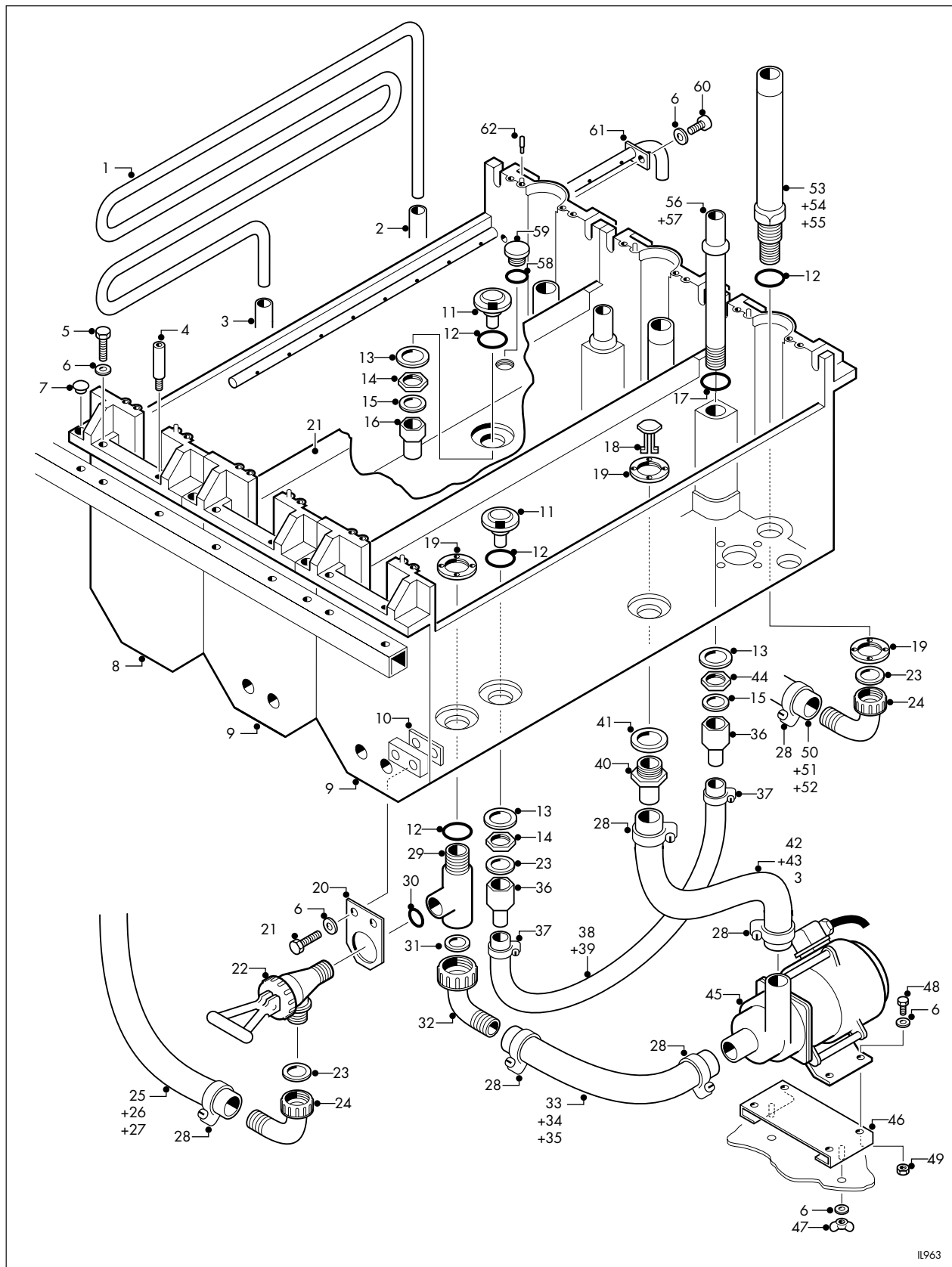


Figure 1.13

Processing tanks and connections

1.13 Processing tanks and connections

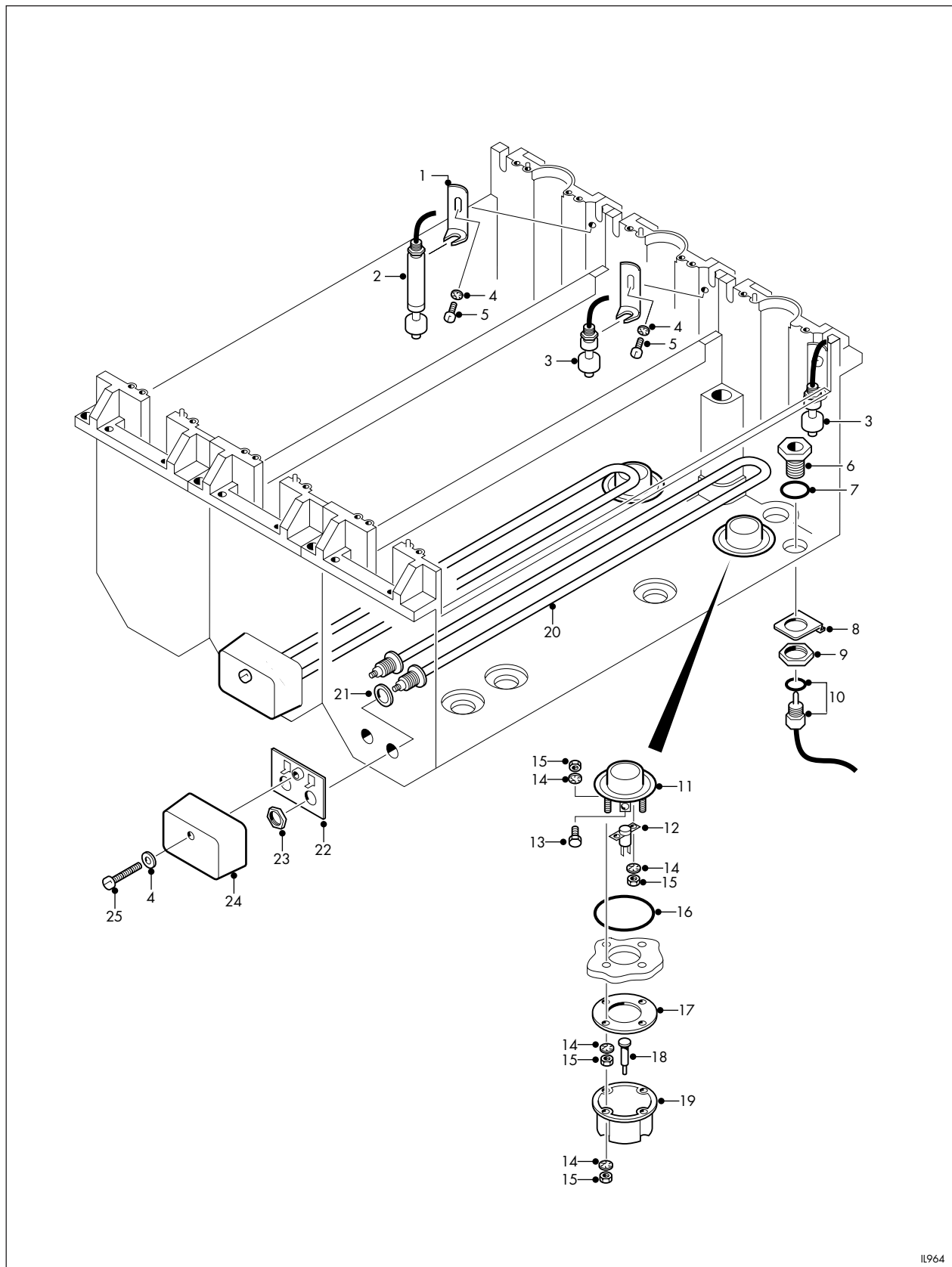
Ref no. fig 1.13	Part no.	GIN No.	Description	Quantity	Serial no.
1	6194-3-310		Heat exchanger	1	
2	6194-3-318		Tube, heat exchanger	1	
3	6194-4-307		Tube, recirculation, short, wash	1	
4	6194-4-384		Pillar	4	
5	87993335		Screw, M4x20, hex hd	14	
6	89730467	1471498	Washer, M4, plain	20	
7	6194-4-259		Plug, tank foot	3	
8	6194-0-261		Tank, wash	1	
9	6194-0-260		Tank, dev and fix	2	
10	6194-4-266		Tapped plate	3	
11	6194-4-285		Tank fitting, rep	3	
12	86408226	1560437	'O' ring	9	
13	6194-4-286		Washer, sealing	6	
14	6194-4-288		Nut, 1/2in, gas	3	
15	6194-4-289		Washer, sealing	3	
16	6194-4-314		Connector, 3/8in od	1	
17	86408224		'O' ring	3	
18	6194-4-284		Deflector insert	2	
19	00.009697	1553914	Locking ring	8	
20	6194-4-265		Mounting plate	3	
21	6194-4-278		Tank lip channel	2	
22	6194-3-295		Drain valve	3	
23	6194-4-281		Washer, sealing	13	
24	6194-4-294		Elbow, 90°	6	
25	6194-4-271		Tube, drain, dev	1	
26+	6194-4-299		Tube, drain, fix	1	
27+	6194-4-308		Tube, drain, wash	1	
28	81334748		Clip, 16-25	22	
29	6194-3-264		Connector, 3-way	3	
30	6194-4-291		Washer, sealing	3	
31	6194-4-317		Washer, sealing	3	
32	6194-4-267		Elbow, 90°	3	
33	6194-4-269		Tube, recirculation, long, dev	1	
34+	6194-4-297		Tube, recirculation, long, fix	1	
35+	6194-4-306		Tube, recirculation, long, wash	1	
36	6194-4-287		Connector	4	
37	81334747		Clip, 8-16	6	
38	6194-4-273		Tube, rep, dev	1	
39+	6194-4-301		Tube, rep, fix	1	
40	6194-4-283		Connector	2	
41	6171-4-161	1555446	Washer, sealing	2	
42	6194-4-270		Tube, recirculation, short, dev	1	
43+	6194-4-298		Tube, recirculation, short, fix	1	
44	6194-4-290		Nut, 3/8in, gas	2	
45	86614526	1805549	Circulation pump (M6,M7,M8)	3	
46	6194-3-248		Pump, mounting plate	3	
47	86204536		Wing nut, M4	6	
48	87993332		Screw, M4x10, hex hd	12	
49	86204066	1471388	Nut, M4	12	
50	6194-3-268		Tube, overflow, dev	1	

+ not illustrated

1.13 Processing tanks and connections

Ref no. fig 1.13	Part no.	GIN No.	Description	Quantity	Serial no.
51+	6194-3-296		Tube, overflow, fix	1	
52+	6194-3-305		Tube overflow, wash	1	
53	6194-3-275		Overflow pipe, dev	1	
54+	6194-3-303		Overflow pipe, fix	1	
55+	6194-3-311		Overflow pipe, wash	1	
56	6194-3-280		Tube extender, dev, rep	1	
57+	6194-3-302		Tube extender, fix rep	1	
58	86408245		'O' ring	1	
59	6194-4-304		Plug, wash tank	1	
60	87988890		Screw, M4x10, phd	1	
61	6194-1-312	1864188	Spray bar	1	
62	6194-4-274		Pin, rack location	6	

+ not illustrated



IL964

Figure 1.14

Processing tanks - electrics

1.14 Processing tanks - electrics

Ref no. fig 1.14	Part no.	GIN No.	Description	Quantity	Serial no.
1	6194-4-276		Bracket, float switch	3	
2	6194-4-315	1805897	Float switch, wash (SW9)	1	
3	6194-4-277	1805888	Float switch (SW7, SW8)	2	
4	89730467	1471498	Washer, M4, plain	5	
5	87988990		Screw, M4x10mm, phd	3	
6	00.016810	1556830	Housing, temperature probe	2	
7	86408229	1560460	'O' ring	2	
8	6171-4-211	1702222	Mounting plate	2	
9	00.016809	1550120	Nut, 3/4in BSP, plastic	2	
10	6194-3-292	1805420	Temperature probe assy (R1/R2)	2	
11	20.011543	1550157	Housing, thermal cut-out	2	
12	20.011541	1482128	Thermal cut-out (SW17, SW18)	2	
13	87990113		Screw, M4x10mm, hex hd	2	
14	89730601		Washer, M4, sproof	20	
15	86204066	1471388	Nut, M4	20	
16	20.011544	1550166	'O' ring	2	
17	20.011542	1578977	Shoulder ring	2	
18	20.012158	1550184	Reset button	2	
19	20.012157	1550175	Housing, plastic	2	
20	6194-1-262	1805659	Solution heater (RS1, RS2)	2	
21	6194-4-281		Washer, sealing	8	
22	6194-4-263		Heater plate	2	
23	6194-4-293		Nut	4	
24	20.008794	1657535	Heater cover	2	
25	87988996		Screw, M4x35mm, phd	2	

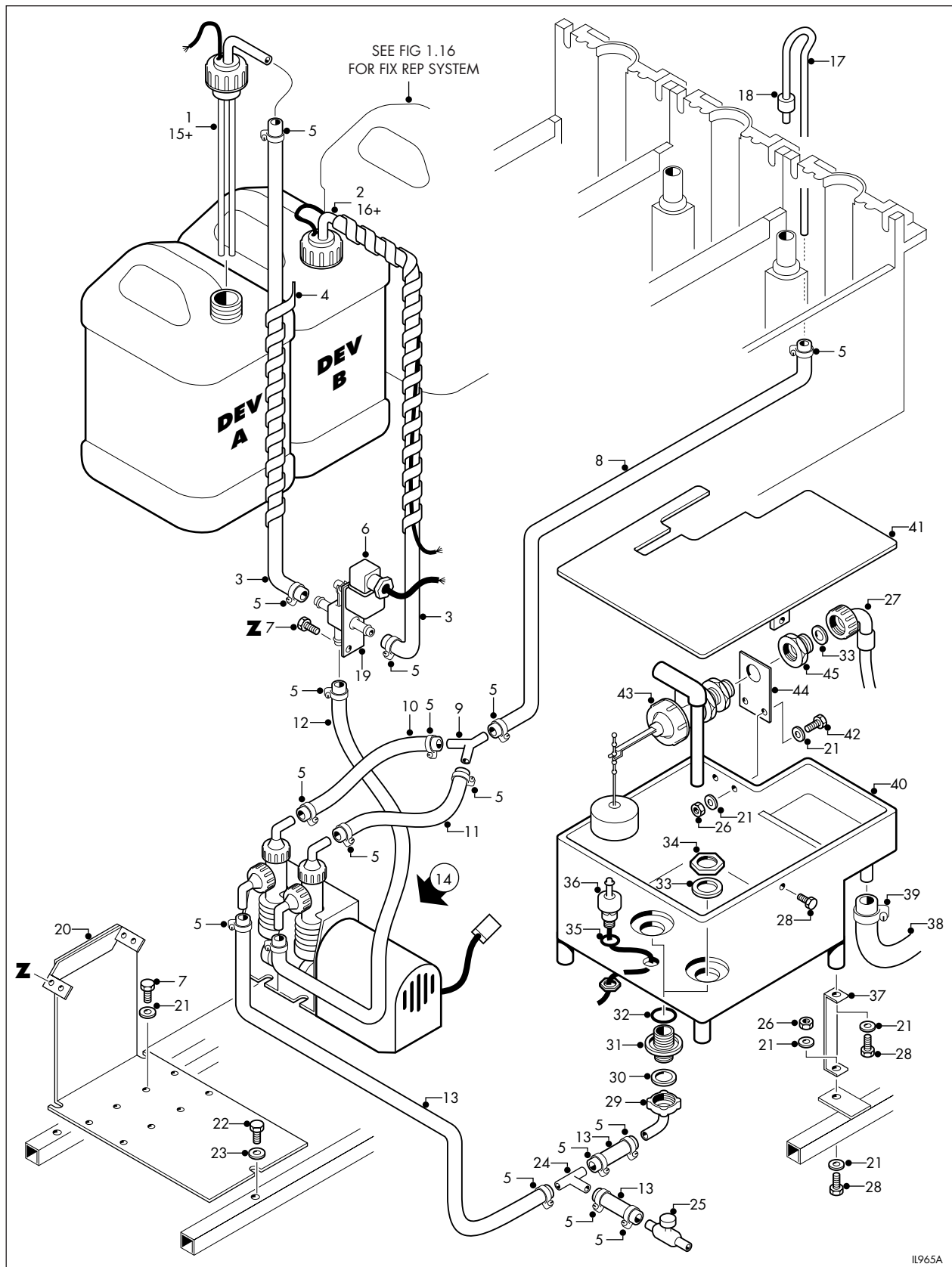


Figure 1.15

Developer replenishment system

1.15 Developer replenishment system

Ref no. fig 1.15	Part no.	GIN No.	Description	Quantity	Serial no.
1	6194-2-020	1832729	Dev A cap/level sensor assy, 50Hz (SW3)	1	
2	6194-2-021	1832729	Dev B cap/level sensor assy, 50Hz (SW4)	1	
3	6194-4-342		Tube, dev rep bottle	2	
4	81334749		Spiral wrap	AR	
5	81334747		Pipe clip	14	
6	89569505	1805824	Solenoid valve (E3)	1	
7	87993331		Screw, M4x8mm, hex hd	6	
8	6194-4-272		Tube, rep pipe feed, dev	1	
9	6194-4-341		Y connector	1	
10	6194-4-349		Tube, rep pump/Y connection	1	
11	6194-4-350		Tube, dev rep pump/Y connection	1	
12	6194-4-344		Tube, dev rep pump/valve	1	
13	6194-4-348		Tube, water tank/rep pump	1	
14	6194-3-026	1805558	Rep pump complete (M4)	1	
15+	6194-2-034	1858835	Dev A cap/level sensor assy, 60Hz (SW3)	1	
16+	6194-2-035	1858835	Dev B cap/level sensor assy, 60Hz (SW4)	1	
17	6194-3-340		Rep pipe	1	
18	6194-4-279		Rep U tube sealing cap	1	
19	6194-4-346		Solenoid mounting bracket	1	
20	6194-1-353		Rep pump mounting plate	1	
21	89730467	1471498	Washer, M4, plain	6	
22	87993345		Screw, M5x10mm, hex hd	3	
23	89730468		Washer, M5, plain	3	
24	6194-4-337		T connector	1	
25	6194-4-338		Drain valve	1	
26	86204066	1471388	Nut, M4	12	
27	6194-4-377		Water feed pipe	1	
28	87993332		Screw, M4x10mm, hex hd	8	
29	6194-4-375		Elbow connector 1/2inch gas	2	
30	6194-4-339		Sealing washer	2	
31	6194-4-379		Connector 1/2inch gas	2	
32	6194-4-380		'O' ring	2	
33	6194-4-281		Sealing washer	2	
34	6194-4-382		Nut, 1/2inch gas	3	
35	86408227	1560448	'O' ring	1	
36	6194-4-316	1805907	Float switch (SW10)	1	
37	6194-4-373		Tank leg extension	4	
38	6194-4-376		Tube, overflow	1	
39	81334748		Pipe clip	2	
40	6194-1-370		Water tank	1	
41	6194-3-354		Rep water tank cover	1	
42	87993334		Screw, M4x16mm, hex hd	2	
43	89569506		1/2inch equilibrium ball valve	1	
44	6194-4-372		Valve mounting plate	1	
45	6194-4-374		Union 3/4inch gas - 1/2inch gas	1	

+ not illustrated

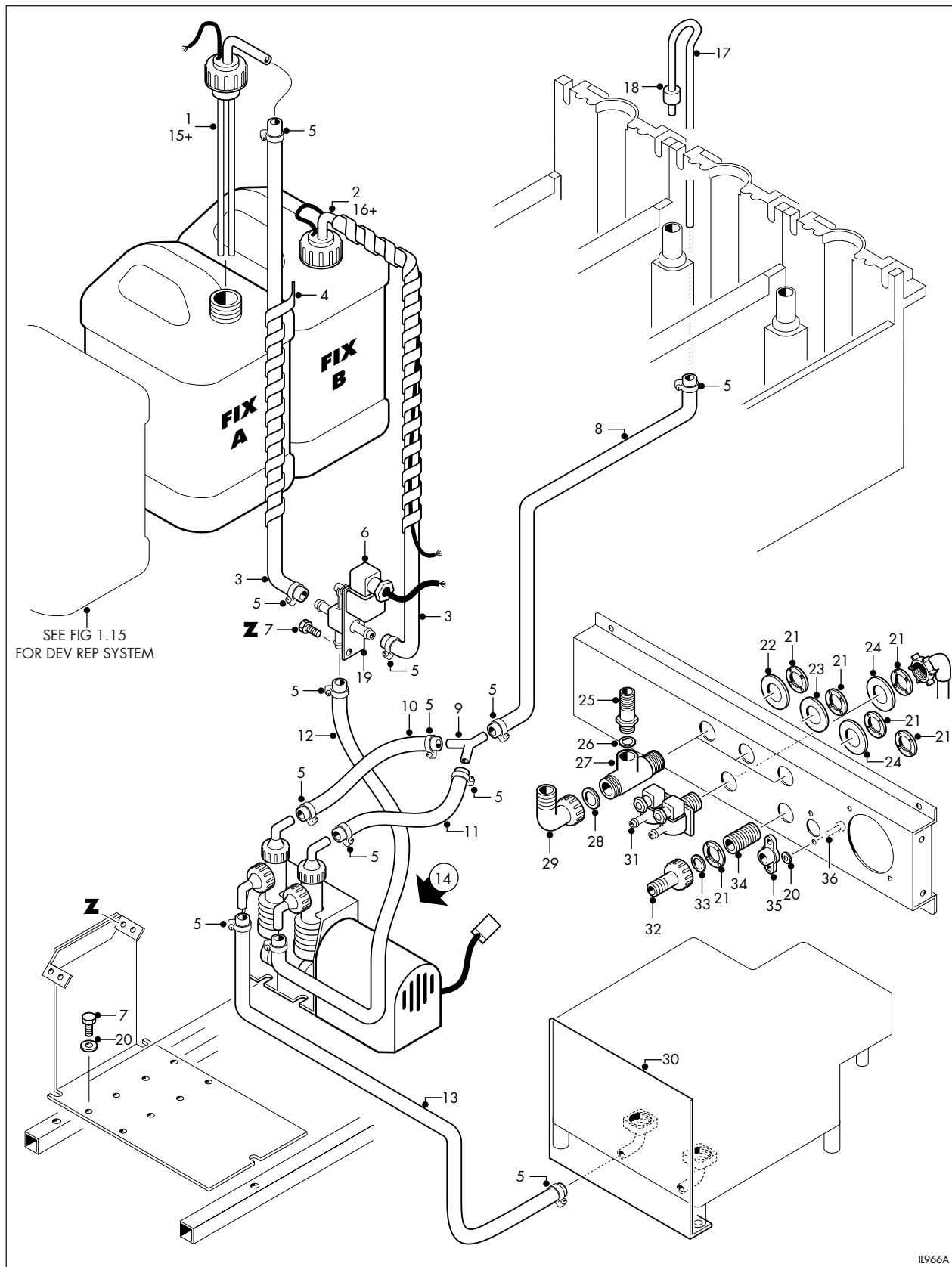


Figure 1.16

Fix replenishment system and services panel

1.16 Fix replenishment system and services panel

Ref no. fig 1.16	Part no.	GIN No.	Description	Quantity	Serial no.
1	6194-2-022	1832729	Fix A cap/level sensor assy, 50Hz (SW5)	1	
2	6194-2-023	1832729	Fix B cap/level sensor assy, 50Hz (SW6)	1	
3	6194-4-343		Tube, fix rep bottle	2	
4	81334749		Spiral wrap	AR	
5	81334747		Pipe clip	14	
6	89569505	1805824	Solenoid valve (E4)	1	
7	87993331		Screw, M4x8mm, hex hd	6	
8	6194-4-300		Tube, rep pipe feed, fix	1	
9	6194-4-341		Y connector	1	
10	6194-4-349		Tube, rep pump/Y connection	1	
11	6194-4-351		Tube, fix rep pump/Y connection	1	
12	6194-4-345		Tube, fix rep pump/valve	1	
13	6194-4-348		Tube, water tank/rep pump	1	
14	6194-3-026	1805558	Rep pump (M5)	1	
15+	6194-2-036	1858835	Fix A cap/level sensor assy, 60Hz (SW5)	1	
16+	6194-2-037	1858835	Fix B cap/level sensor assy, 60Hz (SW6)	1	
17	6194-3-340		Rep pipe	1	
18	6194-4-279		Rep U tube sealing cap	1	
19	6194-4-346		Solenoid mounting bracket	1	
20	89730467	1471498	Washer, M4, plain	6	
21	00.009697		Locking ring	6	
22	6194-4-387		Indicator, red, dev	1	
23	6194-4-388		Indicator, green, fix	1	
24	6194-4-389		Indicator, white, wash	2	
25	00.000263		Connector, straight	3	
26	00.000268		Washer	3	
27	6194-3-264		Connector, 3-way	3	
28	00.000268		Washer, sealing	3	
29	6194-4-385		Elbow, 90°	3	
30	6194-4-588	1848605	EM shielding plate	1	
31	89569508	1805604	Solenoid valve, double	1	
32	6194-4-378		Connector	1	
33	6194-4-161		Washer	1	
34	6194-4-386		Adaptor	1	
35	81334768		Mains electrical cable bush	1	
36	87990117		Screw, M4x25mm, phd	2	

+ not illustrated

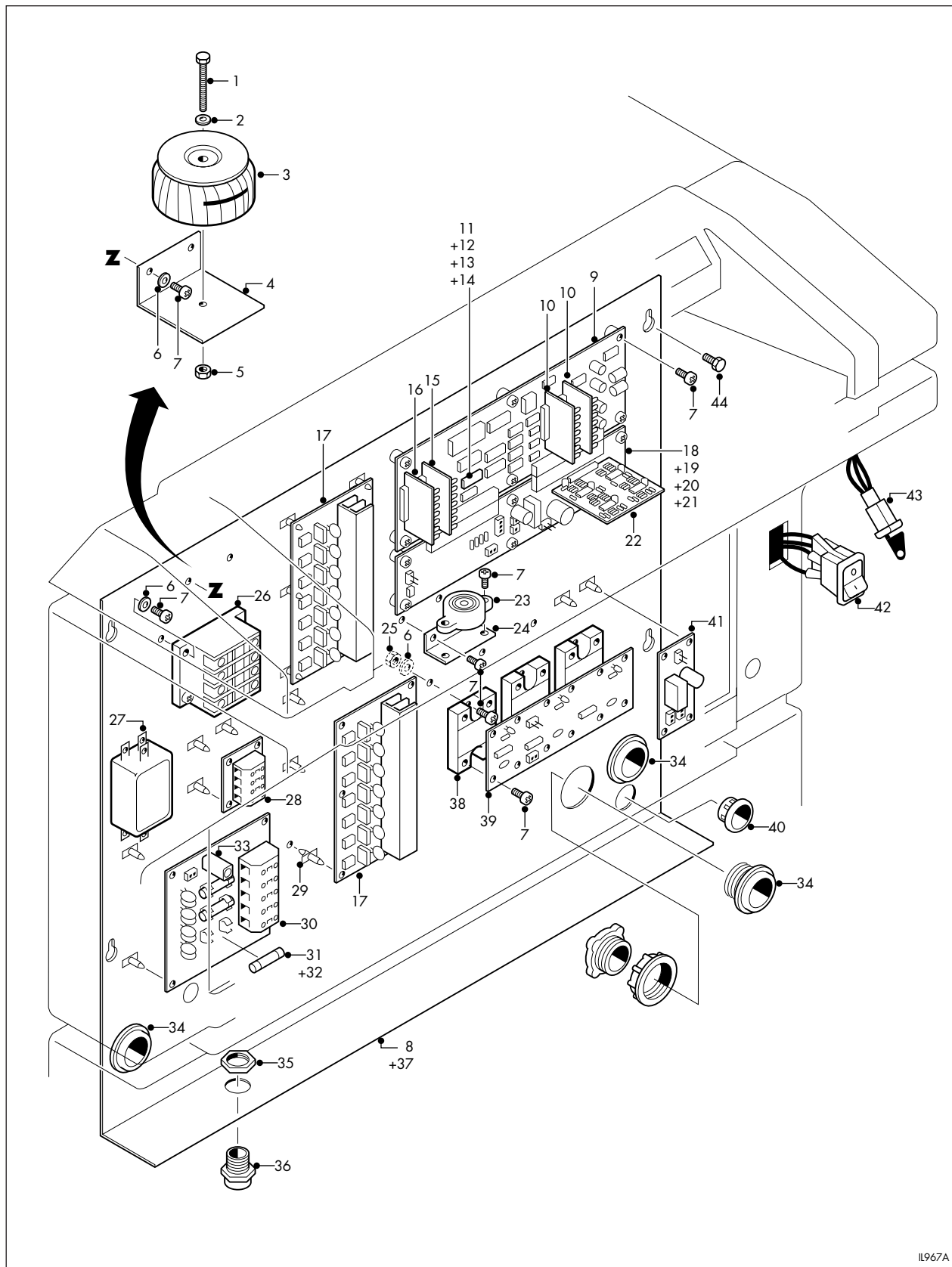


Figure 1.17

Electrical compartment

1.17 Electrical compartment

Ref no. fig 1.17	Part no.	GIN No.	Description	Quantity	Serial no.
1	87993354		Screw, M5x50mm, hex hd	1	
2	87930468		Washer, M5, plain	1	
3	6194-3-550	1832839	Transformer (T1)	1	
4	6194-3-551		Bracket, transformer	1	
5	86204067		Nut, M5	1	
6	89730467		Washer, M4, plain	20	
7	87988990		Screw, M4x10mm, phd	26	
8	6194-1-481		Electrical compartment, Mounting plate, 50Hz	1	
9	6194-4-074	1805383	PCB, PCU (PCB5) without Eprom	1	
10	6194-4-079	1832857	PCB, Input LED (PCB9, PCB10)	2	
11	6194-4-087	1805631	Eprom (Version 7) English language	1	
12+	6194-4-067	1845909	Eprom (Version 7) French language	1	
13+	6194-4-068	1845910	Eprom (Version 7) German language	1	
14+	6194-4-069	1845929	Eprom (Version 7) Spanish language	1	
15	6194-4-077	1805567	PCB, output LED (PCB7)	1	
16	6194-4-076	1805576	PCB, output LED (PCB6)	1	
17	6194-4-073	1805374	PCB, Triac (PCB3, PCB4)	2	
18	6194-4-081	1805392	PCB, input/output (PCB11)	1	
19+	83421264		Fuse 500mA (F2,F4,PCB11)	2	
20+	83421265		Fuse 1A (F1,PCB11)	1	
21+	83421266		Fuse 2A (F3,F5,PCB11)	2	
22	6194-4-586	1848586	PCB, rep level (PCB12 version 2) (Only install on processors fitted with PCB15 version 2)	1	
23	80002004		Audible alarm (BZ1)	1	
24	6194-4-555		Bracket, alarm	1	
25	86204066		Nut, M4	6	
26	87560638	1805833	Relay (K1)	1	
27	83426154		Mains filter	1	
28	6194-4-072	1805848	PCB, neutral (PCB2)	1	
29	82956924		PCB mounting post	22	
30	6194-4-071	1805594	PCB, power in (PCB1)	1	
31	83421262		Mains fuse 16A (F1,F2,F3,PCB1), 50Hz	3	
32+	83421263		Mains fuse 15A (F1,F2,F3,PCB1), 60Hz	3	
33	83421267		Fuse 500mA (F4,PCB1)	1	
34	81334761		Cable gland	3	
35	81334760		Body locking nut	1	
36	81334759		Cable guard	1	
37+	6194-1-411		Electrical component mounting plate, 60Hz	1	
38	87560643	1858826	Relay (SSR1, SSR2, SSR3), 50/60Hz	3	
39	6194-4-083	1832866	PCB, SSR control (PCB13)	1	
40	81334762		Cable bush	1	
41	6194-4-084	1832875	PCB, motor relay (PCB14)	1	
42	87998694	1805365	Switch On-Off (SW1)	1	
43	87998695		Keyswitch (SW20)	1	
44	87993332		Screw, M4x10mm, hex hd	4	
45+	82956926		Cable trunking, 25x40m (L)		
46+	82956925		Cable trunking, 40x40m (S)		
47+	6194-4-095	1805842	Fuse kit, 50Hz	1	
48+	6194-4-096	1832710	Fuse kit, 60Hz	1	
49+	6194-4-589	1848614	Cable, feed fan - PCB4 (Only install on processors fitted with EPROM's version 7)	1	

+ not illustrated

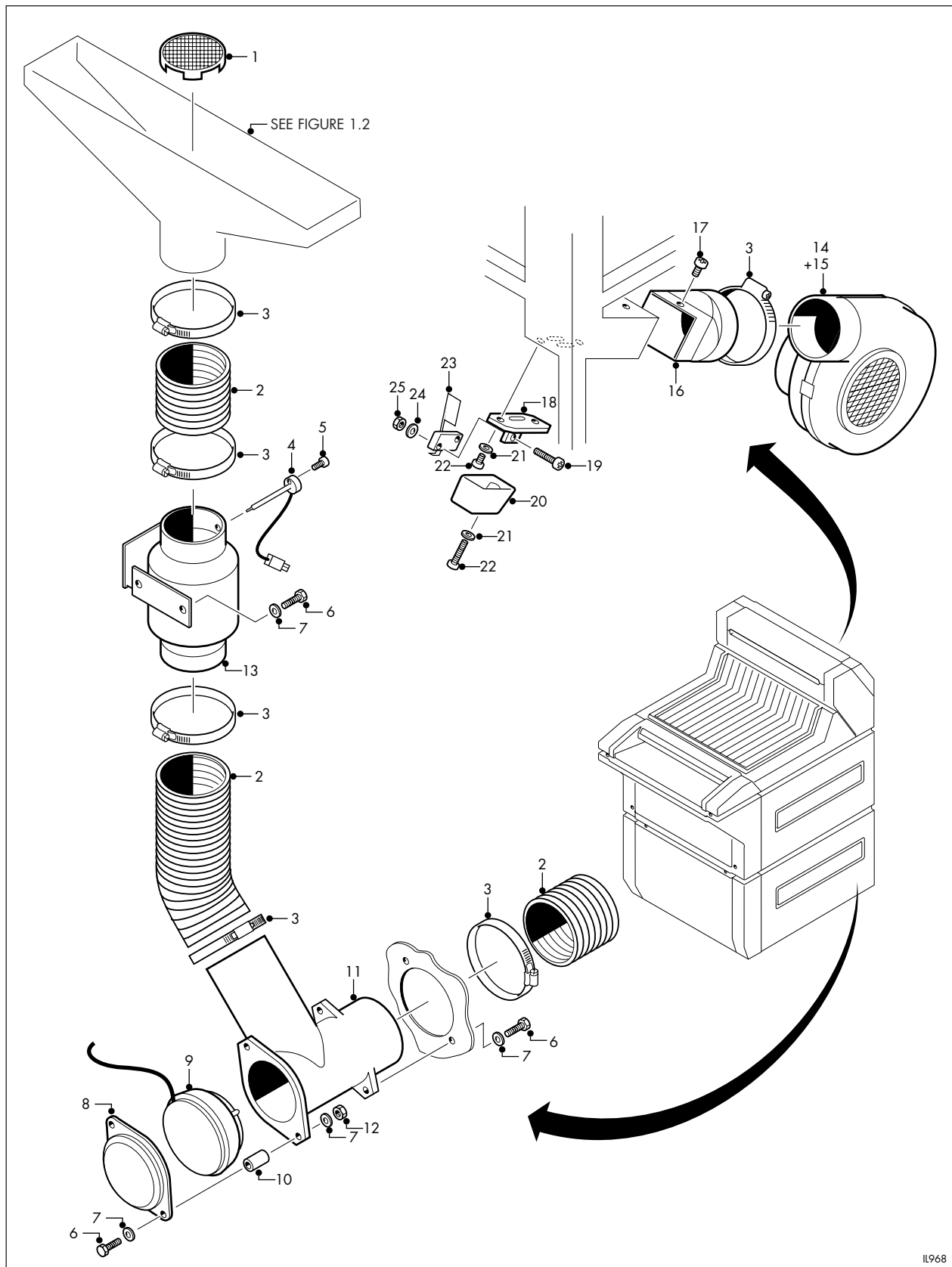


Figure 1.18

Air circulation

1.18 Air circulation

Ref no. fig 1.18	Part no.	GIN No.	Description	Quantity	Serial no.
1	6194-4-397		Fan inlet guard	1	
2	82392001		Exhaust duct	a/r	
3	84253125		Hose clip	7	
4	6194-4-549	1805916	Temperature probe (R3)	1	
5	87988965		Screw, M3x16mm, phd	1	
6	87993346		Screw, M5x12mm, hex hd	6	
7	89730468		Washer, M5, plain	8	
8	6194-3-404		Clamping ring	1	
9	80002003	1812772	Smoke detector	1	
10	6194-4-416		Detector spacer (SW11)	2	
11	6194-1-403		Exhaust outlet	1	
12	86204067		Nut, M5	2	
13	83419217		Exhaust fan	1	
14	83419216	1805356	Fan, rh, clockwise	1	
15+	83419215	1805347	Fan, lh, anti-clockwise	1	
16	6194-3-400		Adaptor, fan	2	
17	87988989		Screw, M4x8mm, phd	2	
18	6194-4-401		Mounting plate, micro-switch	2	
19	87990656		Screw, M3x25mm, csk hd	4	
20	6194-4-399		Cover, micro-switch	2	
21	89730466		Washer, M3, plain	5	
22	87988964		Screw, M3x12mm, phd	4	
22	87988969		Screw, M3x35mm, phd	2	
23	6194-4-398	1805750	Micro-switch (SW12, SW13)	2	
24	89730467	1471498	Washer, M4, plain	2	
25	86204065		Nut, M3	4	

+ not illustrated

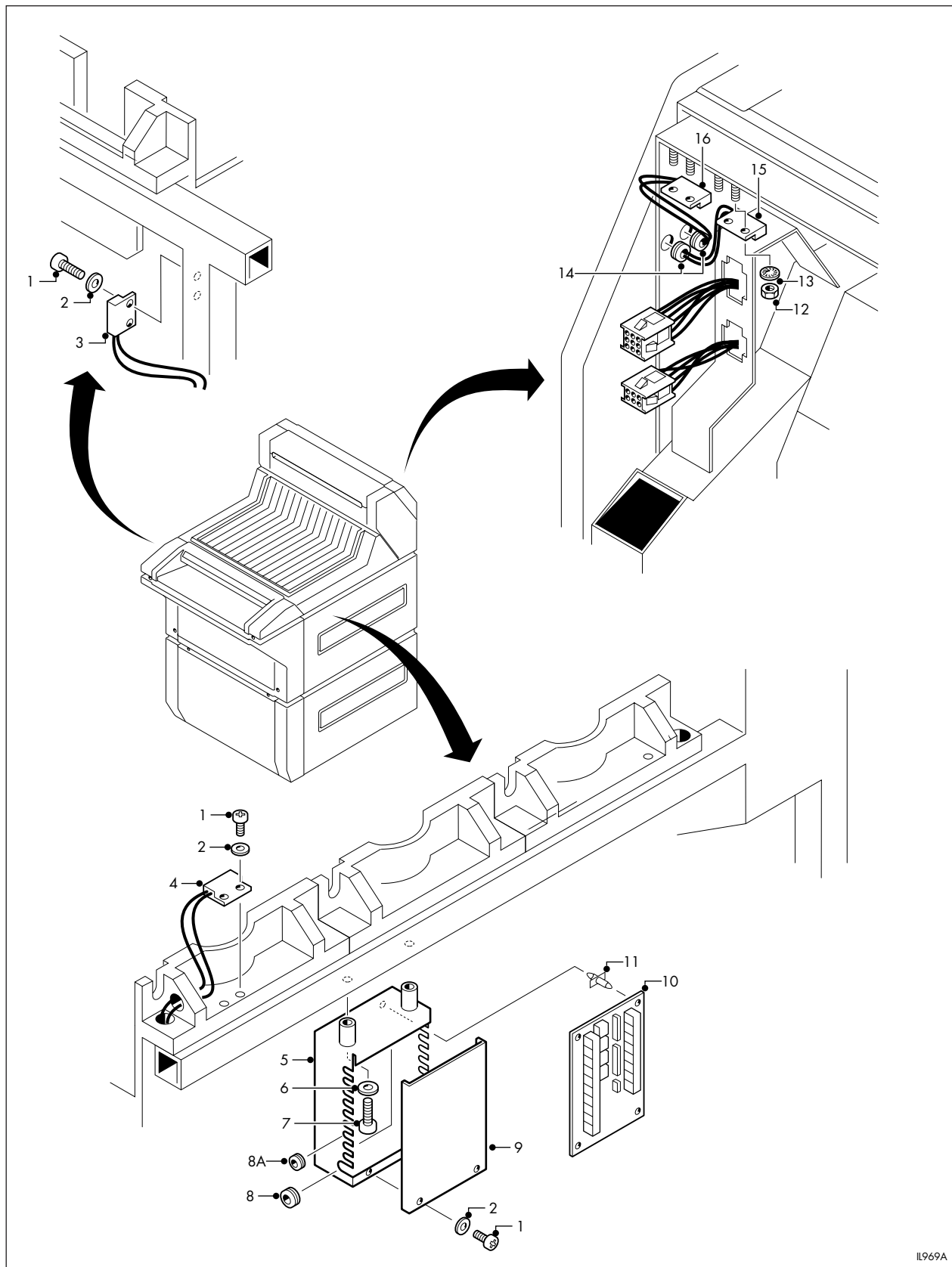


Figure 1.19

Electrical items

IL969A

1.19 Electrical items					
Ref no. fig 1.19	Part no.	GIN No.	Description	Quantity	Serial no.
1	87988962		Screw, M3x8mm, phd	4	
2	89730466		Washer, M3, plain	4	
3	6194-3-546		Reed switch (SW19), upper panel	1	
4	6194-3-543	1805860	Reed switch (SW14), pro lid	1	
5	6194-4-552		Mounting box	1	
6	89730467	1471498	Washer, M4	2	
7	87993335		Screw, M4x20mm, hex hd	2	
8	83883515		Grommet	9	
8A	83883516		Grommet	2	
9	6194-4-553		Cover	1	
10	6194-4-587	1848595	Interconnection PCB (PCB15 version 2) (Only install on processors fitted with PCB12 version 2)	1	
11	6194-4-554		PCB mounting post	4	
12	86204065		Nut, M3	4	
13	89730600	1702240	Washer, M3, sproof	4	
14	83883517		Grommet	2	
15	6194-3-545		Reed switch, drive motor (SW15)	1	
16	6194-3-544	1805879	Reed switch, dryer cover (SW16)	1	

2

ELECTRICAL

Figure	Description	
2.1	ILFOLAB MG2950 - processor component layout	49
2.2	ILFOLAB MG2950 - processor circuit diagram	50
2.3	PCB1 component layout	51
2.4	PCB2 component layout	52
2.5	PCB3/4 component layout	53
2.6	PCB5 component layout	54
2.7	PCB6 component layout	55
2.8	PCB7 component layout	56
2.9	PCB9/10 component layout	57
2.10	PCB11 component layout	58
2.11	PCB12 component layout	59
2.12	PCB13 and PCB14 component layout	60
2.13	PCB15 component layout	61
2.14	PCB16 component layout	62
2.15	PCB17 component layout	63
2.16	PCB18 component layout	64

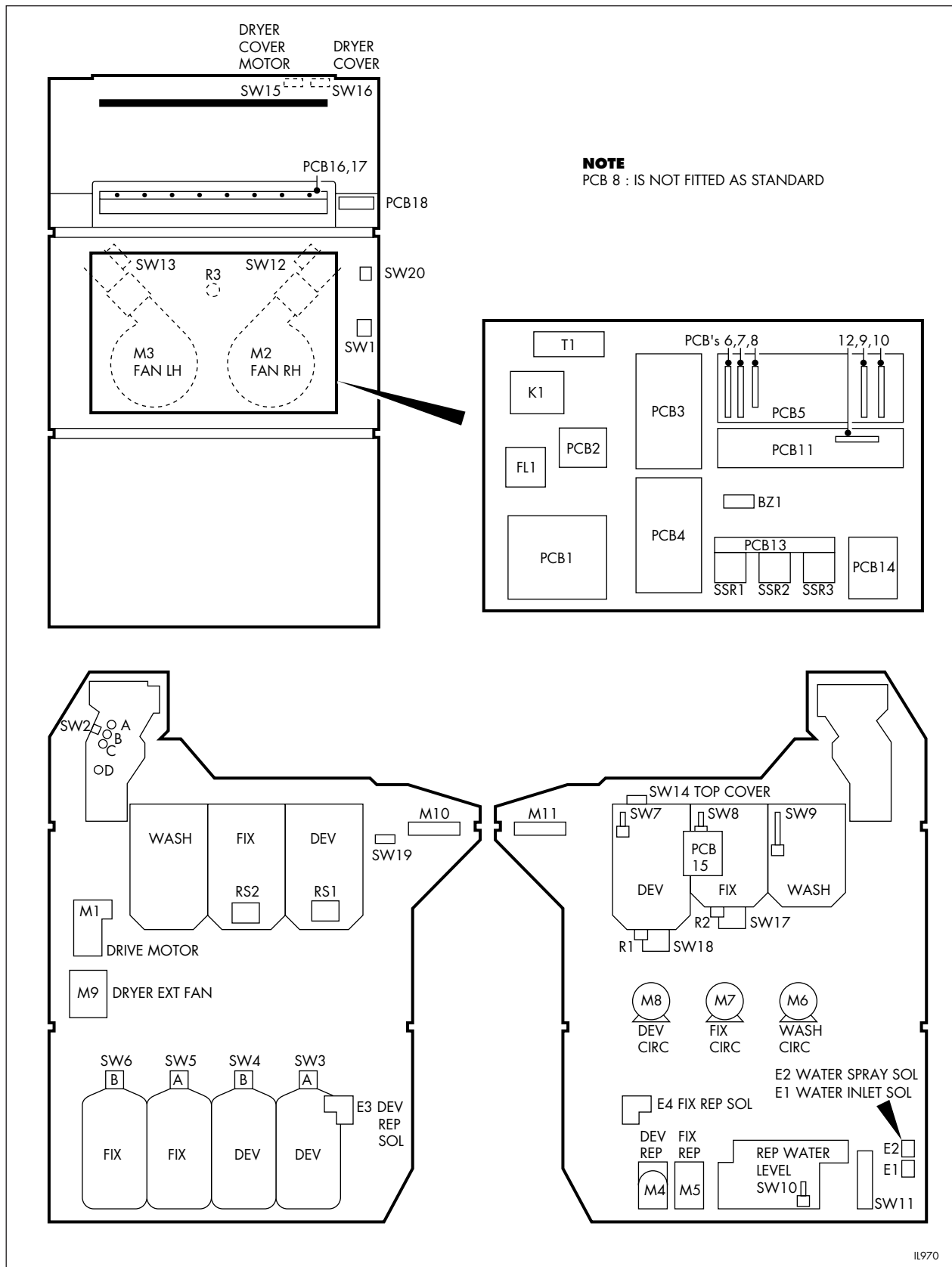


Figure 2.1

ILFOLAB MG2950 processor component layout

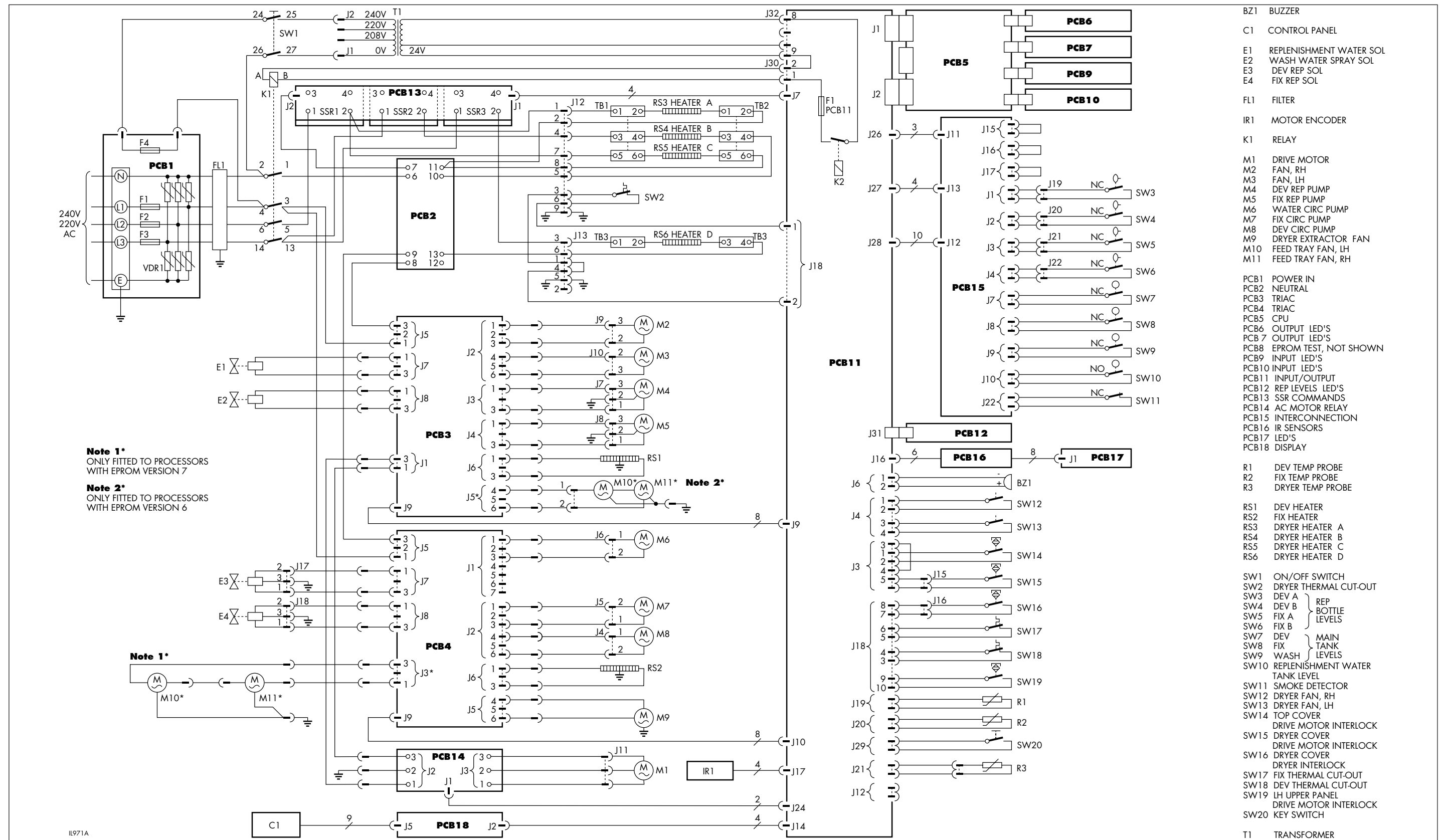


Figure 2.2

ILFOLAB MG2950 processor circuit diagram

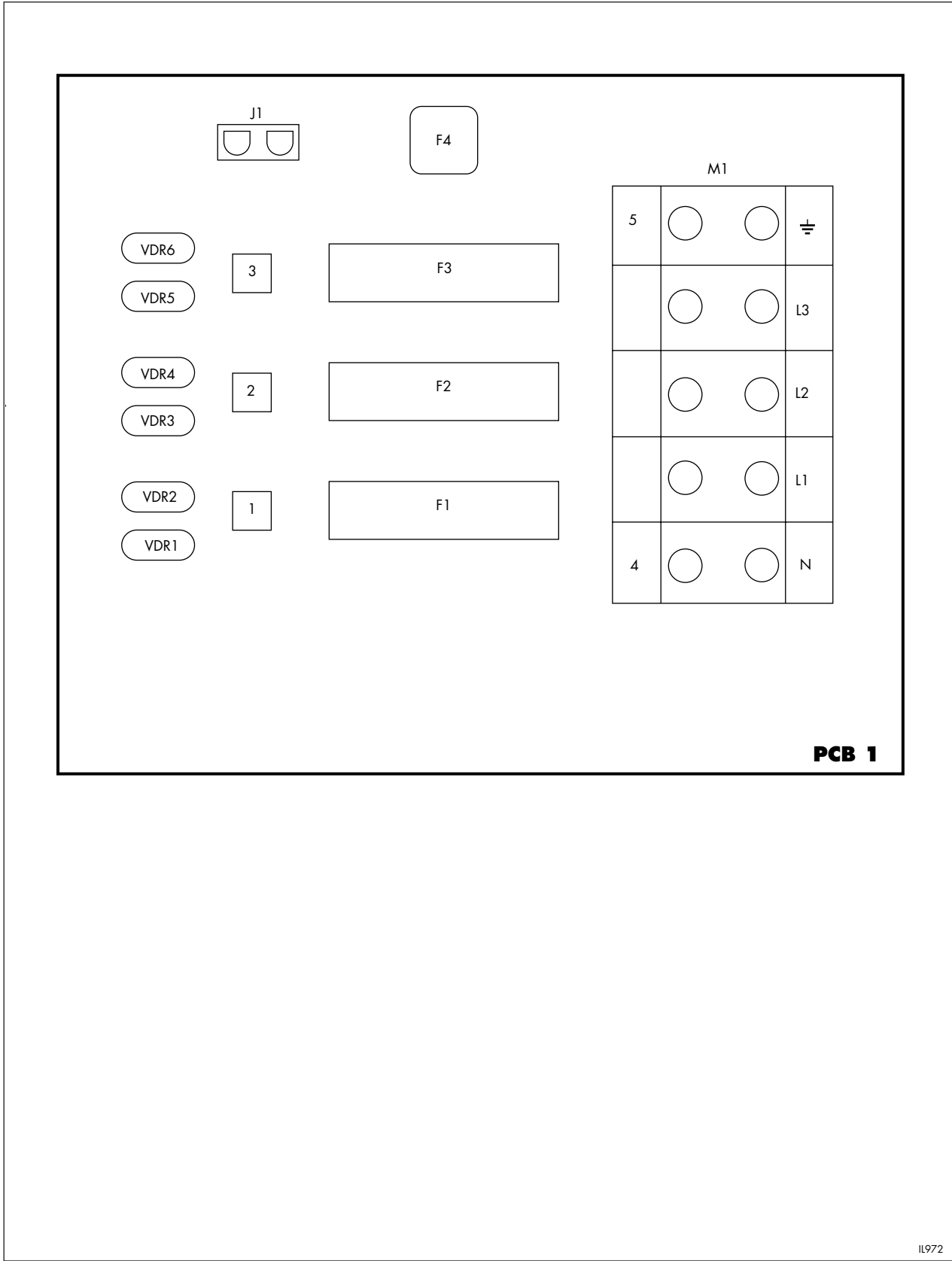
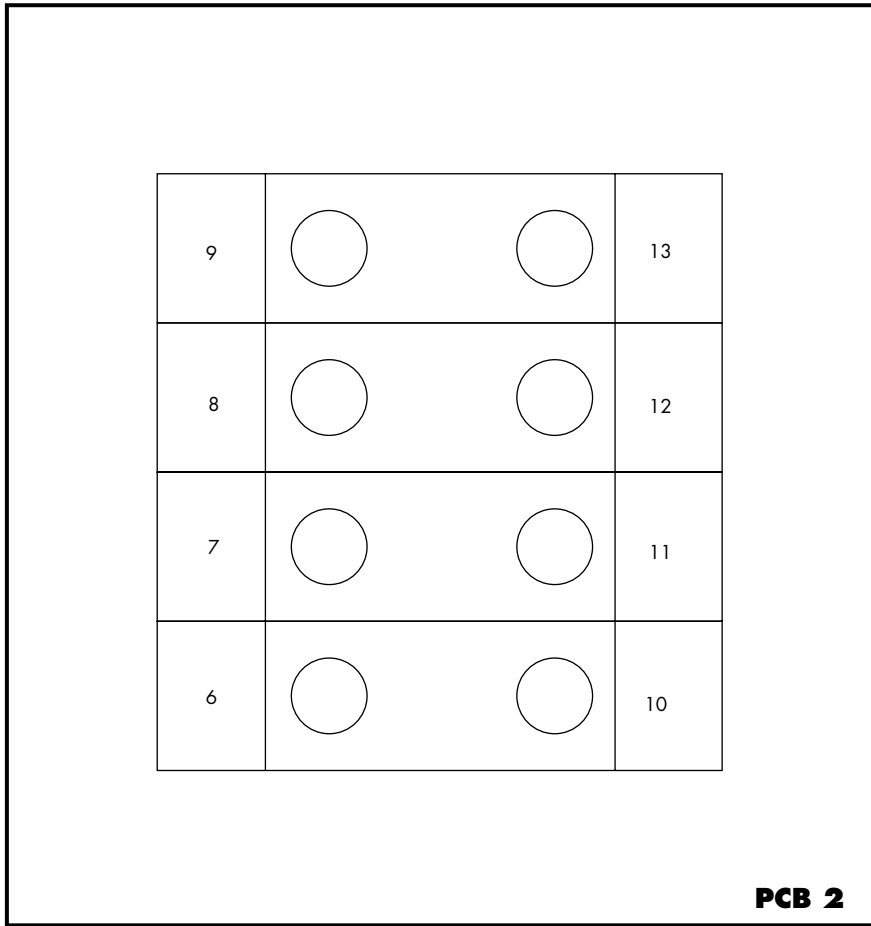


Figure 2.3

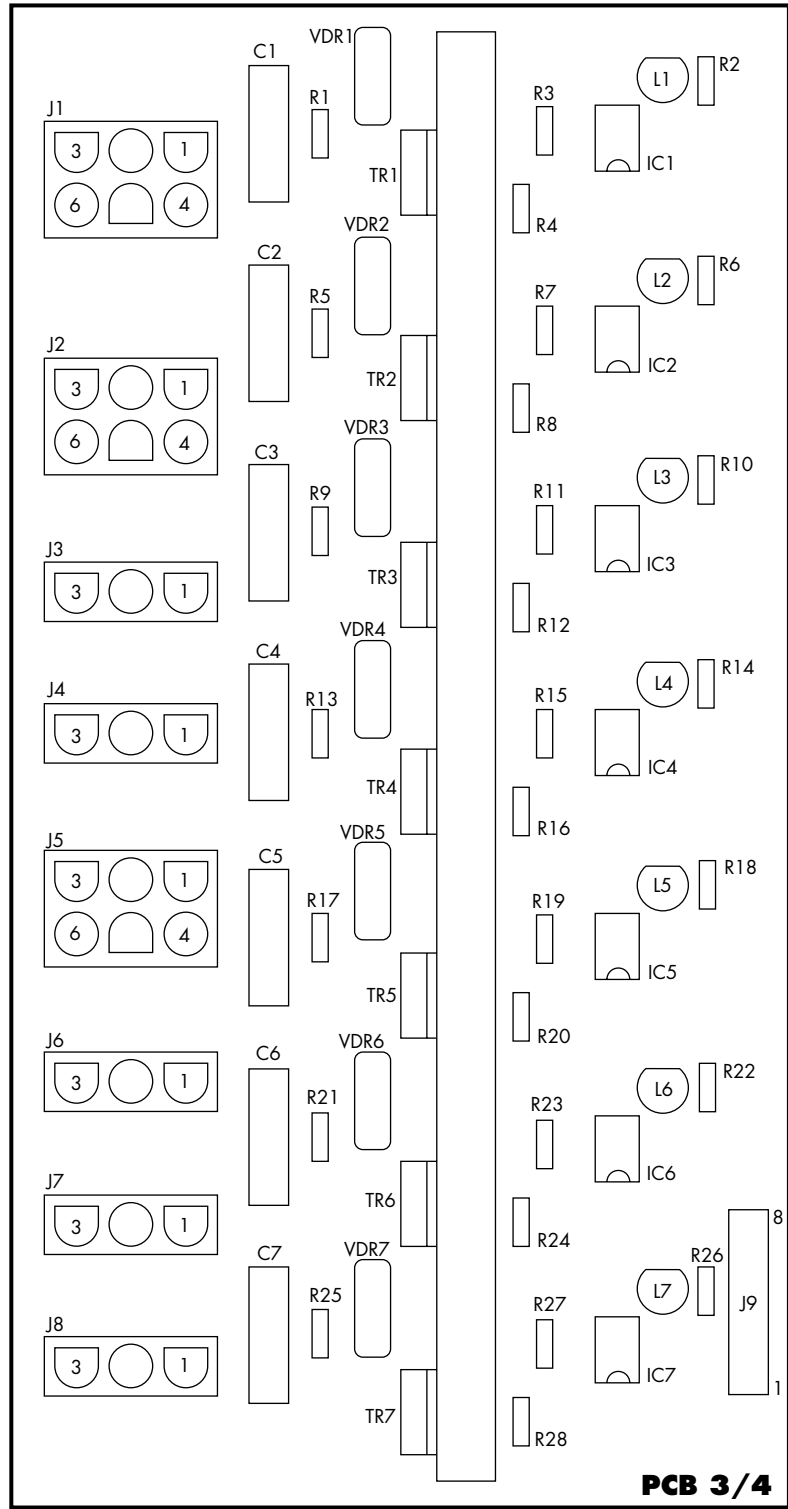
PCB1 component layout



11973

Figure 2.4

PCB2 component layout

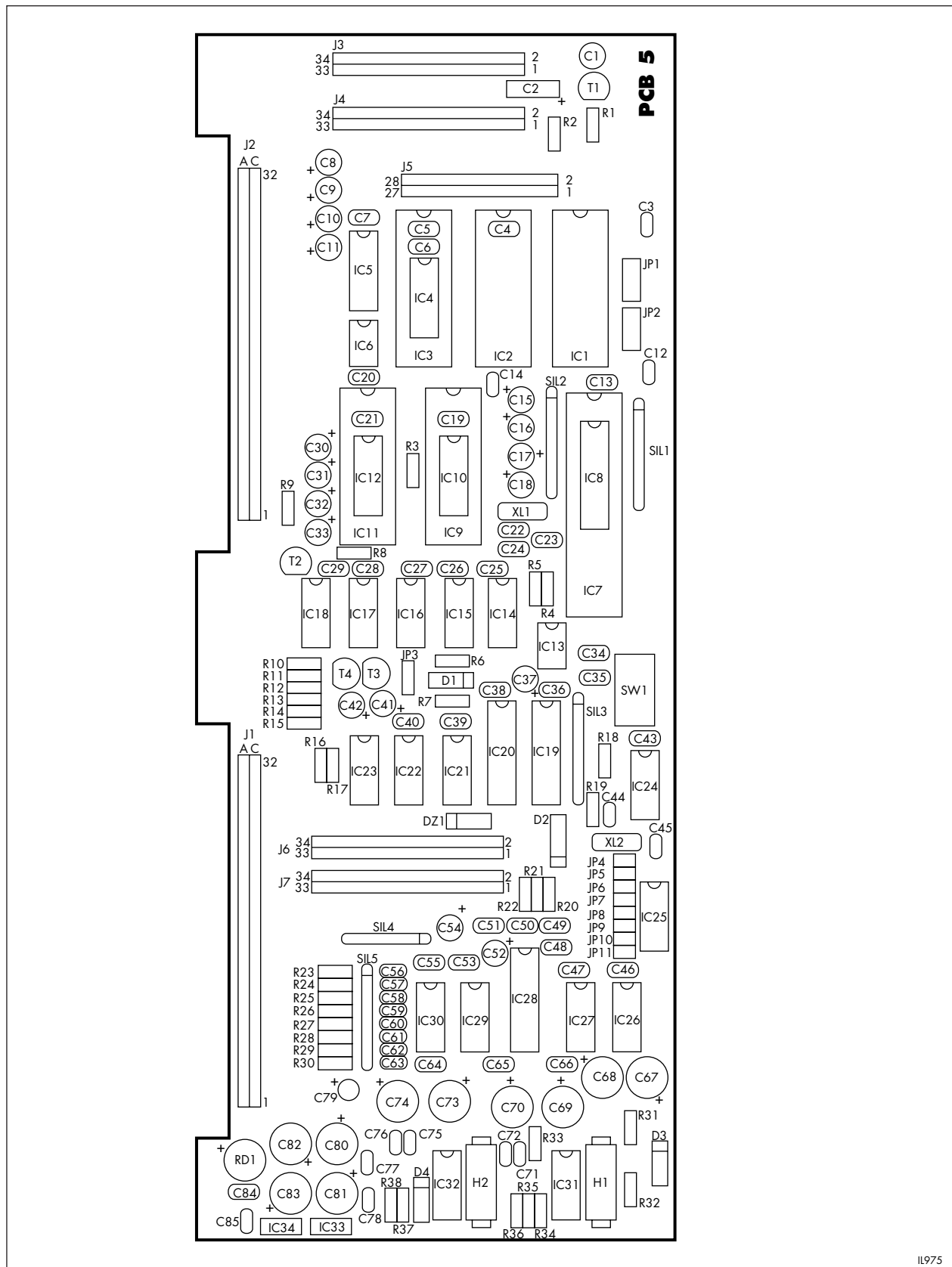


PCB 3/4

IL974

Figure 2.5

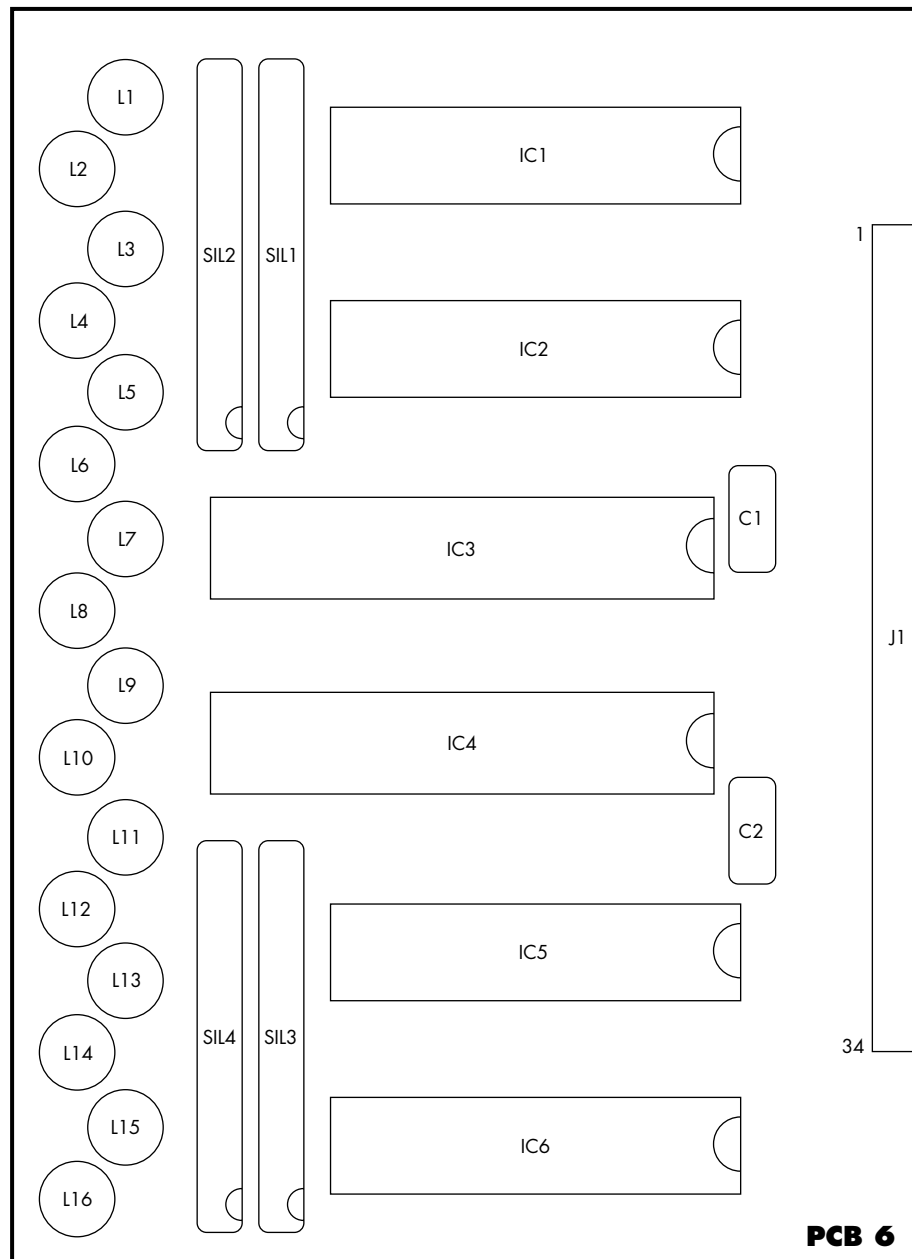
PCB3/4 component layout



IL975

Figure 2.6

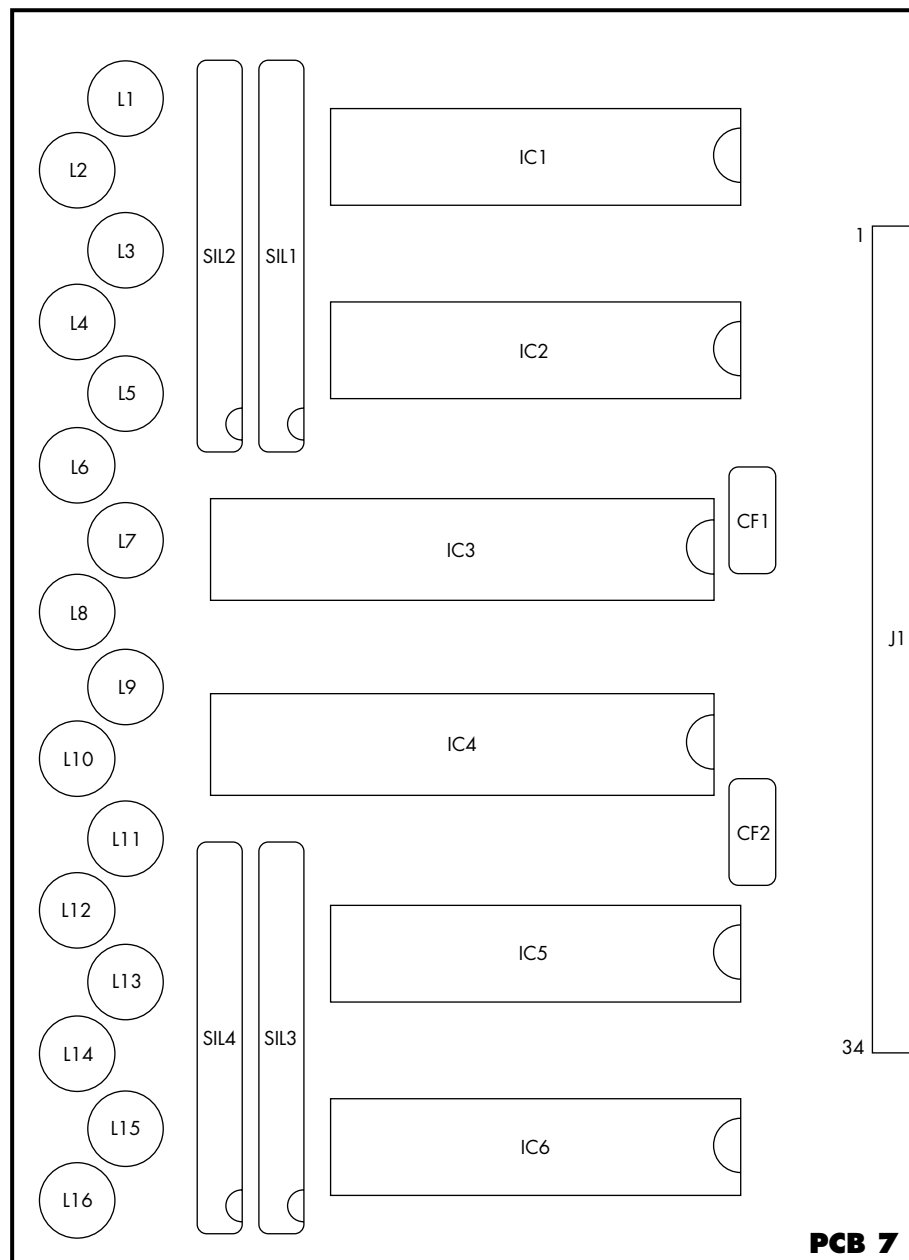
PCB5 component layout



1L976

Figure 2.7

PCB6 component layout



IL977

Figure 2.8

PCB7 component layout

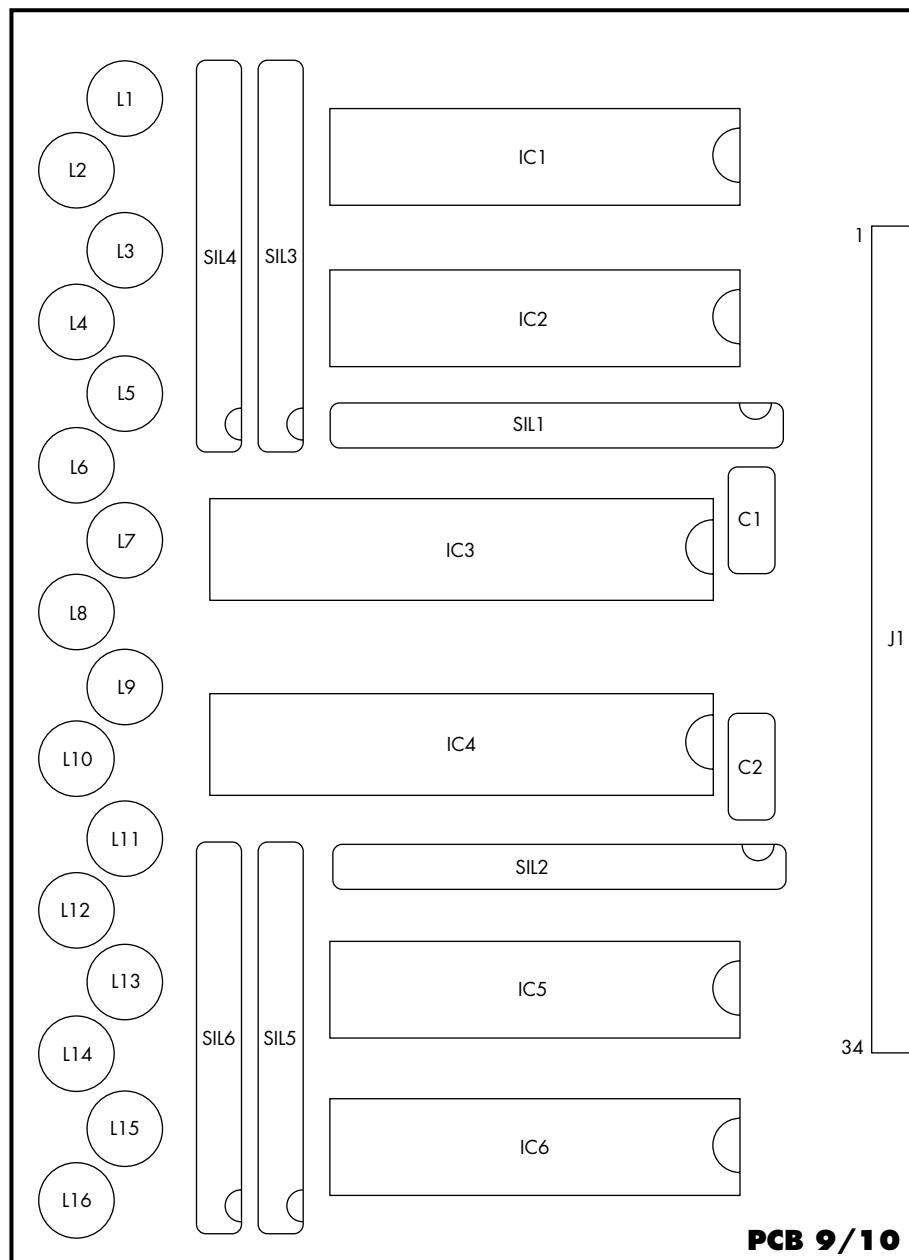


Figure 2.9

PCB9/10 component layout

11978

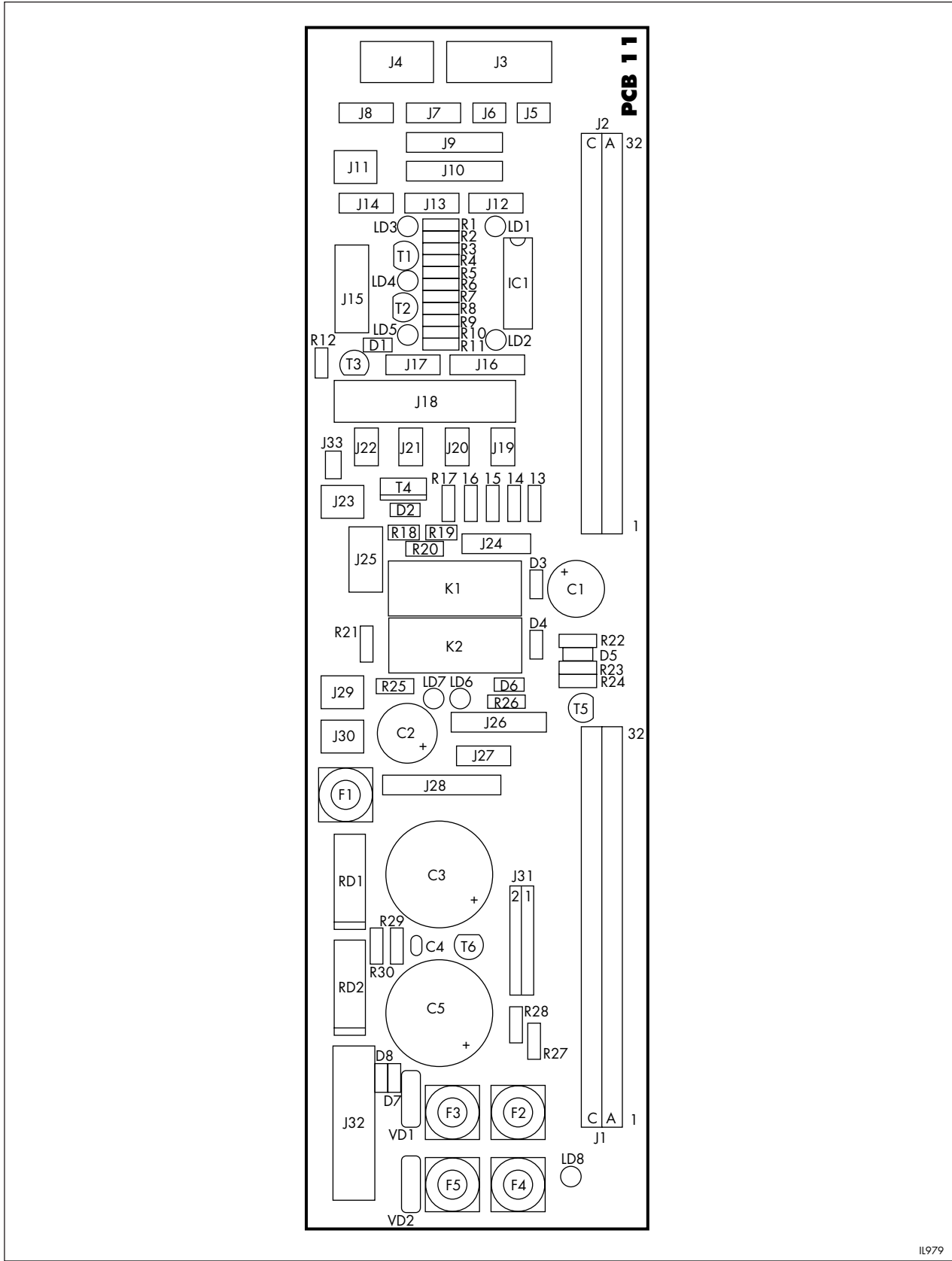
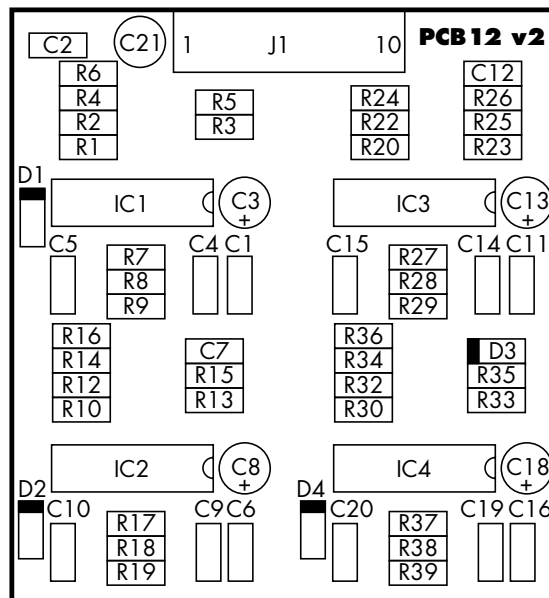
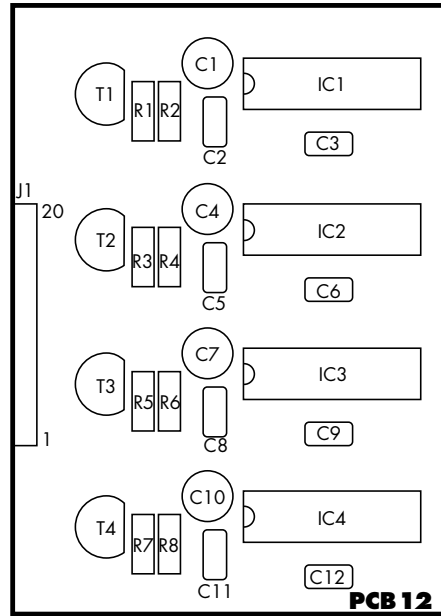


Figure 2.10

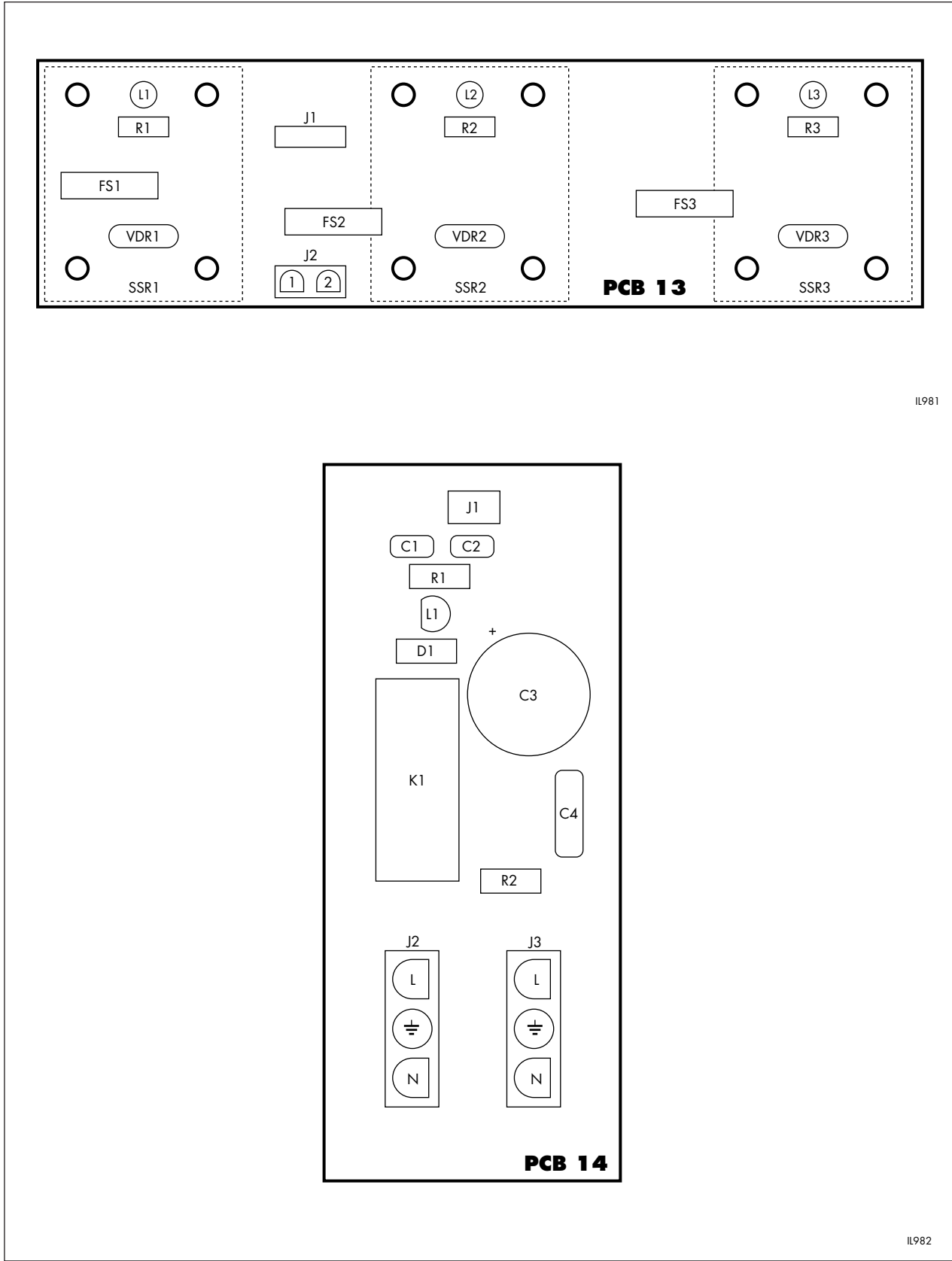
PCB11 component layout



NOTE: This PCB12 version2 should only be installed with processors fitted with PCB15 version2

Figure 2.11

PCB12 component layout



IL981

IL982

Figure 2.12

PCB13 and PCB14 component layout

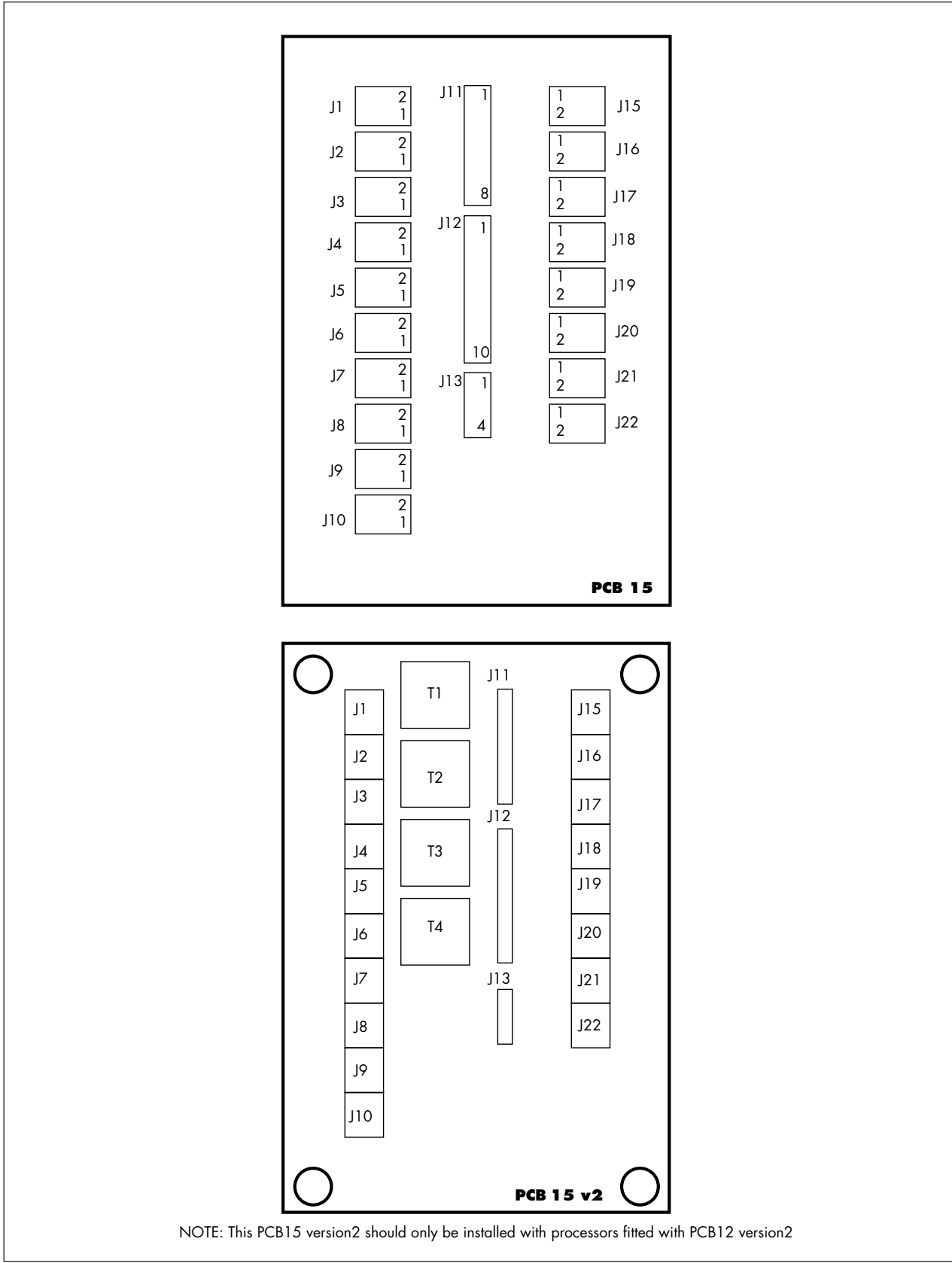


Figure 2.13

PCB15 component layout

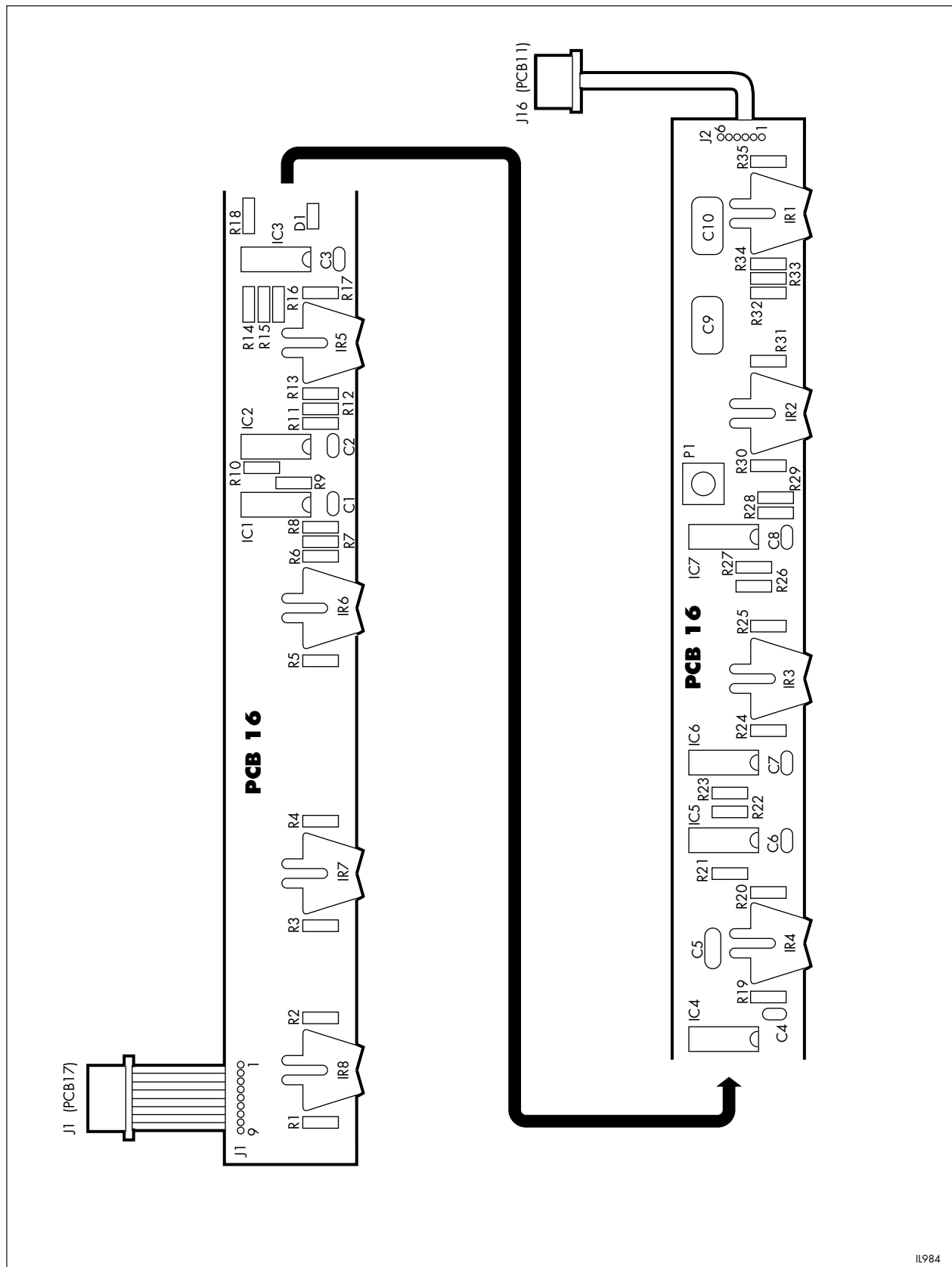
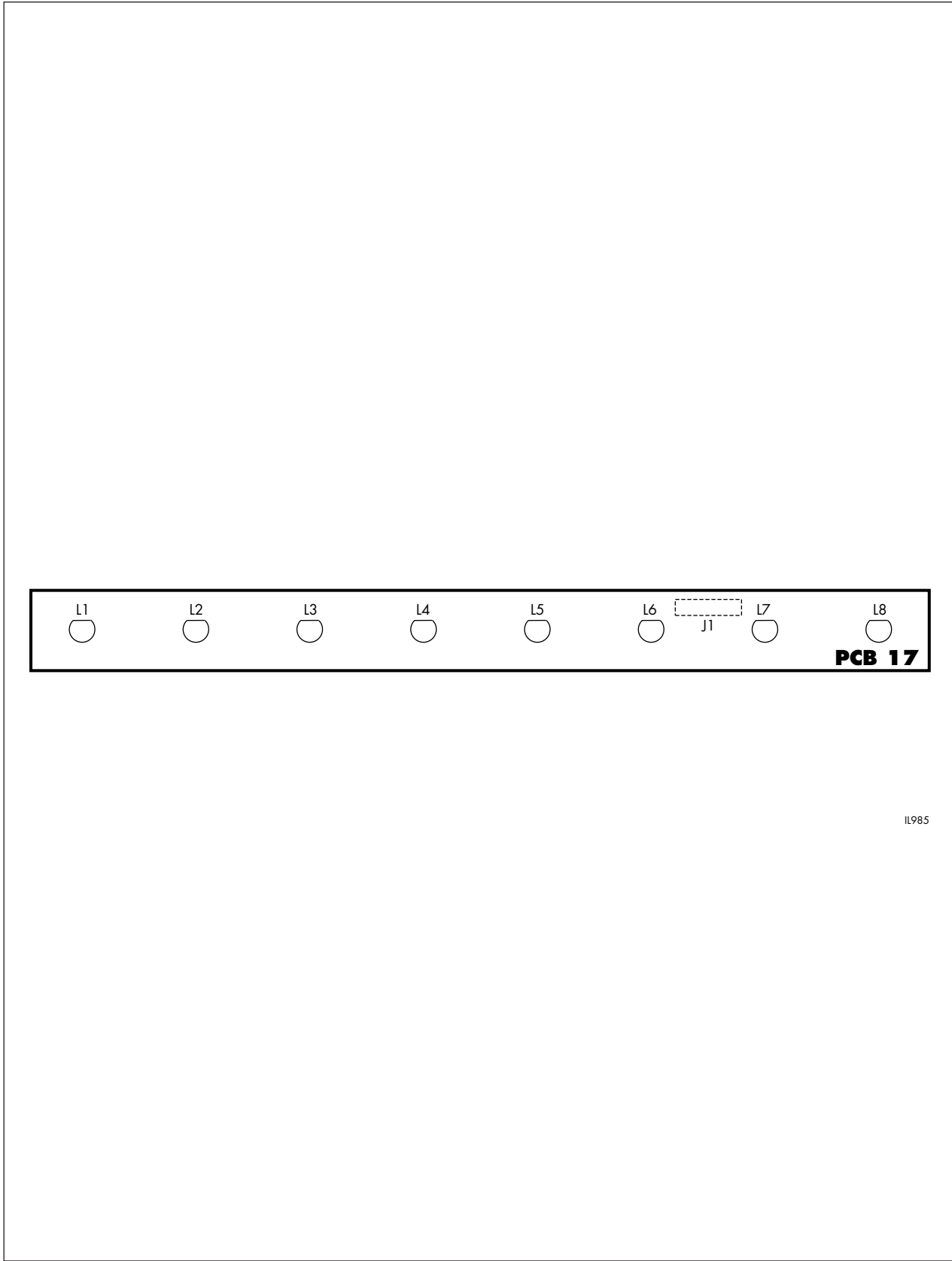


Figure 2.14

PCB16 component layout

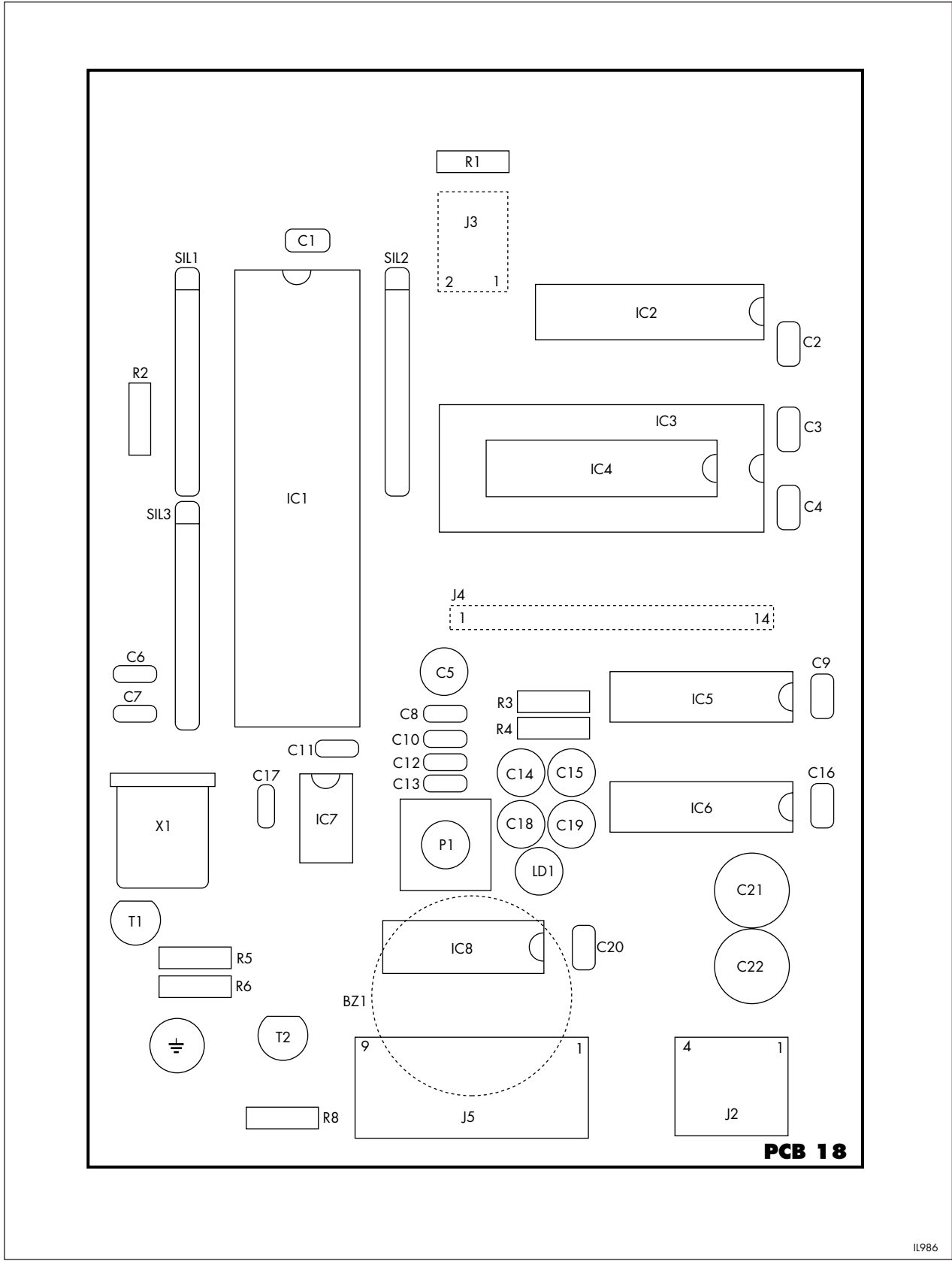
IL984



11985

Figure 2.15

PCB17 component layout



11986

Figure 2.16

PCB18 component layout

Australia

ILFORD Imaging Australia Pty Limited
Cnr. Ferntree Gully & Forster Roads
PO Box 144
Mt Waverley
Victoria 3149

Benelux

ILFORD Imaging Nederland BV
Nieuwenhuizenweg 10
Postbus 1125
NL-2302 BC Leiden
Holland

Canada

ILFORD Imaging Canada Limited
361 Steelcase Road West
Unit No.4
Markham
Ontario L3R 3V8

Nordic

ILFORD Imaging Denmark
Tordenskjoldsgade 19
DK-1055 Copenhagen K
Denmark

France

ILFORD Imaging France SA
14 rue Galilée Cité Descartes
77420 Champs-sur-Marne

Germany/Austria

ILFORD Imaging GmbH
Heinrich-Hertz-Str 1
POB 10 11 68
D-63265 Dreieich

Italy

ILFORD Imaging Italia SpA
Corso Italia 13
21047 Saronno (VA)

Sweden

ILFORD Imaging Sweden
PO Box 55066
S-400 53 Göteborg

Switzerland

ILFORD Imaging Switzerland GmbH
Industriestrasse 15
1701 Fribourg

United Kingdom

ILFORD Imaging UK Limited
Town Lane
Mobberley
Cheshire WA16 7JL

USA

ILFORD Imaging USA Inc
West 70 Century Road
Paramus
New Jersey 07653

If your country is not shown here, please contact:

Export Eastern Hemisphere
ILFORD Imaging UK Limited
Mobberley
Cheshire WA16 7JL
England

Web
www.ILFORD.com

Constant improvements in ILFORD products mean that changes in design or specification may occur from time to time. Any improvements will, however, maintain conformance of the product with all relevant legislation. The right to alter the design and specification of the equipment without prior notice is accordingly reserved.

Product names printed in capitals are ILFORD trade marks.
ILFORD Imaging UK Limited
Mobberley Cheshire England